



57th

ANNUAL REPORT

2013 - 2014

ODISHA STATE FINANCIAL CORPORATION

C O N T E N T S

Performance at a Glance
Bankers
The Management
Notice of Annual General Meeting
Directors' Report
National Economic Scenario
State Economy
Vision and Mission of OSFC
OSFC: Its Relevance & Prospects
Operational Highlights
KYC norms & AML Standards
Fee Based activities
Business Initiatives
Steps taken for overall improvement of work process
Recovery
Follow-up
Revival of Sick Units
Subsidy
Profitability
Financial Performance
Authorized and Paid-up Capital
Resource Management
Appointment of Consultant
MoU with State Government
Audit committee of Board
Internal Audit
Statutory Audit
A.G. Audit
Committees
Information and Communication Technology
Human Resource Management
Training
Corporate Social Responsibility
Staff Accountability
Grievance Redressal cell
Internal Vigilance Cell
Right to Information Act Cell
Corporate Governance
Board of Directors
Acknowledgment
Auditor's Report
Balance Sheet
Profit & Loss Accounts
Schedules to Balance Sheet and Profit & Loss Accounts
Annexure to Balance Sheet
Sub-schedules
State Funds Accounts
Management reply on the Report of Statutory Auditor
C & AG Report of 2012-13
Compliance to C & AG Report 2012-13
Statistical Annexures
Network of OSFC

Board of Directors

(as on 31.03.2014)



Panchanan Dash, ISS,
Chairman



Nityananda Palai, IAS,
Managing Director



K. Natarajan
General Manager, SIDBI



Praveen Gupta
CGM, SBI, LHO, BBSR



A.R. Mohanty
Associate Professor
XIM, BBSR



P.K. Sethi
Sr. Div. Manager, LIC, Cuttack Divn.



P.K. Biswal
Addl. Secretary to Govt.
Finance Deptt.



F.M. Naik
Addl. Secretary to Govt.
MSME Deptt.



A.K. Parida
Additional Secretary to Govt.
P.E. Deptt.

Senior Executives

(as on 31.03.2014)



B.K. Sahoo
JGM



P. Nayak
DGM



P.K. Samantaray
DGM



B.K. Sahoo
DGM



M. Sarangi
Manager



G.B. Pani
Manager



U.C. Khandayatray
Manager



N.C. Mohanty
Manager



B.K. Swain
Manager



A. Dash
Manager



D.P. Mishra
Manager



S.K. Nayak
Manager



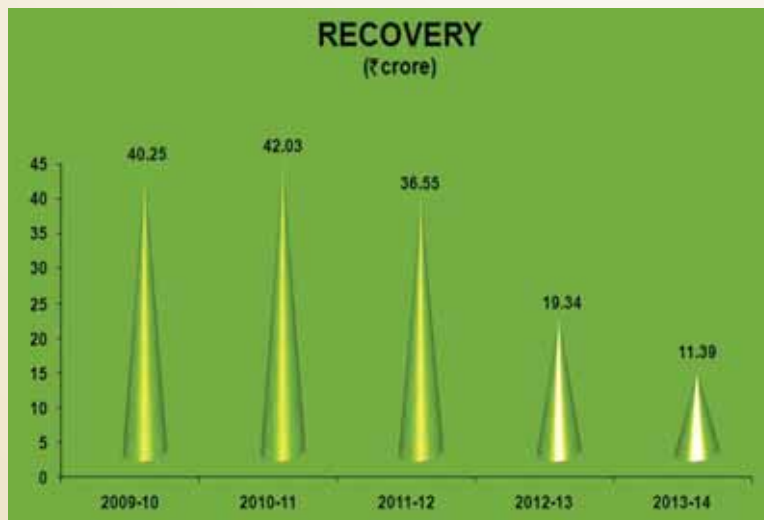
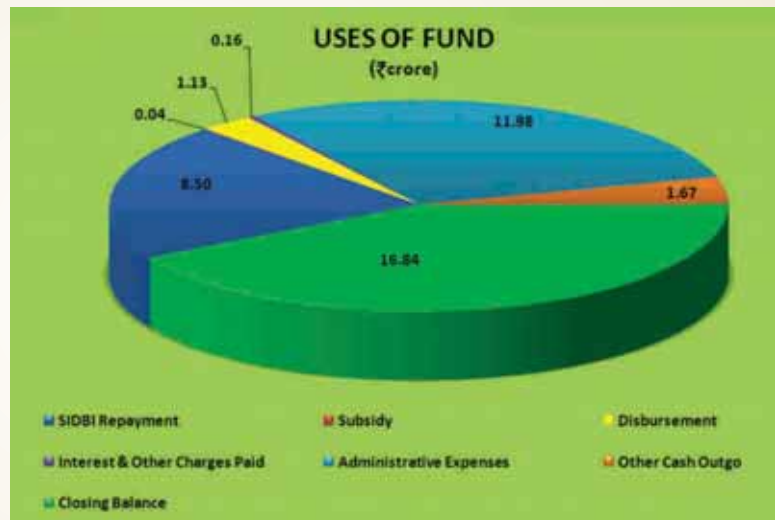
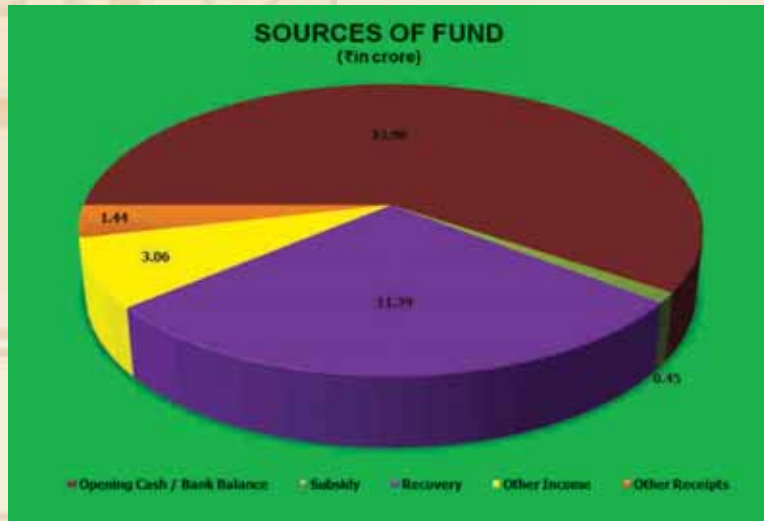
P.C. Mohanty
Manager



P.K. Mohapatra
Manager



K.C. Panigrahi
Secy. to Board





56th ANNUAL GENERAL MEETING



EDP TRAINING



EDP TRAINING AT CUTTACK



EDP TRAINEES VISITING INDUSTRY



PERFORMANCE AT A GLANCE

(₹ crore)

PARTICULARS	2012-13	2013-14	AS ON 31.03.14
OPERATIONS			
1. Sanction	2.65	0.20	1317.17
2. Disbursement	2.06	1.13	1309.86
3. Recovery	19.34	11.39	1954.67
4. Outstanding	288.17	277.16	277.16*
SHARE CAPITAL			
5. Paid Up	-	(-) 0.01**	415.34
6. Loan in Lieu of Share Capital	-	-	-
BONDS			
7. Issued	-	-	424.44
8. Repaid	-	-	424.34
9. Outstanding (Principal)	-	-	-
10. Outstanding Prin. Transferred to Un-claimed liabilities			0.10
REFINANCE			
11. Availed	-	-	691.56
12. Repaid	10.00	8.00	601.90
13. Outstanding(prin.)			89.66
14. 0% Funded Loan			17.95
15. Total:			107.61
{ Crystallised OTS Amount }			24.00
{ Agreed for waiver }			83.61
FINANCIAL SUMMARY			
16. Gross Income	17.63	17.44	
17. Total Expenditure	14.65	12.41	
18. Operating Profit	2.98	5.03	
19. Prior period adjustment	0.09	0.44	
20. Less provision for NPA & Standard Assets	2.29	4.08	
21. Provision for Tax	-	-	
22. Net Profit/Loss	0.60	0.51	
23. Reserve	0.12	0.10	

* Outstanding of ₹277.16 Cr. as on 31.03.2014 includes vehicle & housing loan to employees of ₹0.47 Cr.

** Reduced on effect of reconciliation with Finance Accounts of Government.

Previous year financial summary figures rearranged / regrouped / reclassified.



BANKERS
AS ON 31.03.2014

Central Bank of India
Union Bank of India
IDBI Bank Limited

AUDITORS

M/s G.P.Mishra & Co.
Chartered Accountants
D.N.Complex
Mohanty Lane, Kesharpur
Cuttack-1



THE MANAGEMENT (as on 31.03.2014)

BOARD OF DIRECTORS

Shri Panchanana Dash, ISS
Chairman.

Shri Nityananda Palai, IAS
Managing Director.

Shri Fakir Mohan Naik
Addl. Secretary to Government,
Government of Odisha,
MSME Department, Bhubaneswar.

Shri P.K.Biswal
Additional Secretary to Government,
Government of Odisha,
Finance Department, Bhubaneswar.

Shri K.Natarajan
General Manager, SIDBI, MSME International
Training Centre, Plot No. L-3, adjacent to
Loyola School, Near XIMB, Jayadev Vihar,
Bhubaneswar.

Shri P.K. Sethi
Sr. Divisional Manager,
LIC of India, Cuttack Division, Cuttack.

Shri Praveen Gupta
Chief General Manager,
State Bank of India,
Local Head office, Bhubaneswar.

Prof. Asit Ranjan Mohanty
Associate Professor(Finance),
Xavier Institute of Management,
Bhubaneswar-751013.

Shri A.K.Parida
Joint Secretary to Government,
Public Enterprise Department,
Govt. of Odisha, Bhubaneswar.

EXECUTIVE COMMITTEE

Shri Panchanana Dash, ISS
Chairman

Shri Nityananda Palai, IAS
Member

Shri K.Natarajan
Member

Prof. Asit Ranjan Mohanty
Member

AUDIT COMMITTEE OF BOARD

Shri B.K. Das, Director, EPM
Chairman

Shri Nityananda Palai, IAS, MD
Member

Shri K.Natarajan, GM, SIDBI
Member

Prof. Asit Ranjan Mohanty, XIM
Member



ODISHA STATE FINANCIAL CORPORATION
O.M.P. SQUARE, CUTTACK-753003

NOTICE

Notice is hereby given in pursuance of Regulation 45 of the Odisha State Financial Corporation General Regulation 2003 that the 57th Annual General Meeting of the share holders of the corporation for the year 2013-14 will be held on 30.07.2014 at 11.00 A.M at the Registered Office of the Corporation located at O.M.P Square, Cuttack-3 to transact the following business:-

1. To read the audited balance sheet as on 31.03.2014 and Profit & Loss account of the Corporation for the year ending 31.03.2014 together with the Report of the Board of Directors on the working of the Corporation during the FY 2013-14.
2. Appointment of statutory auditors for the FY 2014-2015.
3. Any other item with the permission of the chair.

The share register of the corporation will remain closed and the registration of the transfer of share (s) shall be suspended from 15.07.2014 to 30.07.2014 (both days inclusive).

Cuttack,
Dt.04.07.2014

Sd/-
(N.Palai, IAS)
Managing Director

Notes:-

1. Copies of the Resolution appointing representatives of the shareholders (which are companies/Bodies Corporate) duly certified to be true copy by the Chairman of the meeting at which it was passed should reach the Head Office of the corporation on or before 24.07.2014.
2. Any proxy shall be executed in terms of Odisha State Financial Corporation (Voting rights) Rules, 2003 and shall be deposited at the Head office of the Corporation on or before 24.07.2014 along with the documents in compliance with Rule 7 of the said rules.



DIRECTORS' REPORT

The Board of Directors has the pleasure in presenting the 57th Annual Report on the functioning of the Corporation together with Audited statement of Accounts for the year ended 31st March 2014.

NATIONAL ECONOMIC SCENARIO

Economic growth of national economy has slowed to below 5 per cent for a second year in a row in 2013-14. The continuing slowdown in world economy has adversely affected Indian economy resulting in sluggish growth rates. Further, high inflation sustaining the higher interest costs has dampened private investment considerably.

In 2013-14, agricultural sector accounted for 11.8 per cent of the total inputs employed in the economy, while industrial and services sectors accounted for 59.6 per cent and 28.6 per cent respectively. Hence a sustained recovery in the industrial sector is at the heart of a sustained growth recovery.

The share of exports in GDP increased from 24.0 per cent in 2012-13 to 24.8 per cent in 2013-14, while the share of imports declined from 30.7 per cent to 28.4 per cent, resulting in an improvement in net exports by 3.1 percentage points of GDP.

The industry sector registered a growth slowed further from 1.0 per cent in 2012-13 to 0.4 per cent in 2013-14. The key reason for poor performance was contraction in mining and deceleration in manufacturing. Manufacturing and mining sector GDP declined by 0.7 per cent and 1.4 per cent respectively in 2013-14.

For eight 'core' industries-coal, fertilizer, electricity, crude oil, natural gas, refinery products, steel and cement-the average growth rate declined from 6.5 per cent during 2012-13 to 2.7 per cent during 2013-14.

Part of the slowdown in investment growth can be attributed to policy uncertainty emanating from difficulties in land acquisition, delayed environmental clearances, infrastructure bottlenecks, problems in coal linkages, ban on mining in selected areas etc.

The services sector on the other hand has emerged as the fastest growing sector of the economy and the second fastest growing in the world next to China. Services have also contributed substantially to foreign investment flows, exports and employment.

Total foreign direct investment (FDI) inflows into major infrastructure sectors registered a growth of 22.8 per cent in 2013-14 as compared to the contraction of 60.9 per cent during 2012-13.

Gross bank credit flow to industry increased by 14.9 per cent in 2013-14 as against 17.8 per cent in 2012-13. The Indian banking sector, which exhibited considerable resilience in the immediate aftermath of the global financial crisis has been impacted by the global and domestic economic slowdown over the last two years. During 2012-13, the deteriorating asset quality of the banking sector emerged as a major concern, with gross nonperforming assets (NPAs) of banks registering a sharp increase.



In 2014-15, the Indian economy is poised to overcome the dismal below 5 per cent growth of GDP over the last two years. What is particularly worrisome is the slowdown in manufacturing growth that averaged 0.2 per cent per annum in 2012-13 and 2013-14. Although Inflation declined during this period, it continued to be above the comfort zone. With the new government in the centre the economy can now look forward to better growth prospects in 2014-15 and beyond.

STATE ECONOMY

Odisha economy has undergone a structural change during the past decade resulting in transformation of the economy from "agriculture based" to "industries and service sectors driven". The Industry and Service sectors have emerged as main drivers of growth. Odisha economy has grown at a modest rate of 5.60 percent at 2004-05 prices in 2013-14, which is slightly better than all India growth rate.

As per 2013-14 (advance estimates), share of the Services sector is expected to be about 59.02 percentage of the Gross State Domestic Product (GSDP) followed by those of the Industry (25.40 percent) and the Agriculture (15.58 percent) in real terms at 2004-05 prices.

The number of "Micro, Small and Medium Enterprises (MSME)" in the State has been increasing over time. It was found that, the largest number of MSME units belong to the repairing & services followed by food and allied sector. Although Industrial sickness continued to be problem among MSMEs, after 2010-11, no new sick unit has been reported. However, the handicraft and cottage industry in Odisha exhibits a declining trend in terms of the number of units as well as employment generation.

The Service Sector in Odisha comprised of sub-sectors like banking and insurance, real estate, public administration, trade, hotels and restaurants, construction, transport and communications and other services. This Sector dominates the State's economy, its share in real GSDP being more than 59 percent in 2013-14 has been growing as higher rates in a comparatively stable manner. This sector expects to grow at a rate of 7.8 percent during 2013-14 as per advance estimates.

As per Advance Estimate of 2013-14, Per capita NSDP at current prices is likely to attain a level of ₹ 54241 anticipating a rise of 10.15 per cent over the Quick Estimates of 2012-13. Per capita NSDP as per Advanced Estimate in real term is likely to attain a level of ₹ 25891 anticipating a marginal rise of 1.87 per cent over the Quick Estimates of 2012-13.

VISION AND MISSION OF OSFC

Vision

- Emerge as a single-window for meeting the financial and developmental needs of the MSME sector in the State of Odisha to make it strong, vibrant and competitive both nationally and internationally.
- OSFC brand as a Customer friendly institution.
- Provide efficient and cost effective services to the customer through application of modern technology and good governance.



Mission

Empower MSME sector with a view to contribute to the process of economic growth, employment generation, creation of successful entrepreneur and balanced regional development.

OSFC: IT'S RELEVANCE & PROSPECTS

OSFC, established in the year 1956, has played a pivotal role in extending credit support and financial services to first generation entrepreneurs to set up MSMEs in the State and thereby ushering an era of industrialization in the State. It has completed more than five decades of dedicated service in financing MSMEs and has contributed to the process of economic development of the State in terms of value addition, employment generation, development of industries, dispersal of credit, entrepreneurship skill development and export earnings. In post liberalization financial sector reforms, industries in the MSME sector failed to compete with the big business houses and became sick, thereby affecting the financial health of OSFC adversely. The financial health of the Corporation further deteriorated due to poor recovery, rising NPAs and growing provisions as per stringent provisioning norms.

In the past, OSFC raised high cost fund to repay low cost borrowings on maturity due to low recovery and fell in to a debt trap. The lending activities of OSFC declined and ultimately stopped since 2005-06. Now OSFC is restructured with active support from the State Government, besides support of other stakeholders like SIDBI, IDBI & Banks. It has resumed its lending activities from March 2010 and is striving for an early turnaround.

OSFC has also played a key role in revival of potentially viable sick units by providing fund and non-fund based assistance along with reliefs and concessions. This is one area where banks are particularly reluctant to step in, but OSFC would continue to play its role in the rehabilitation of potentially viable sick units of the State, provided required support of the State Government is made available to the Corporation.

Presently, OSFC is facing constraint of working fund to continue lending activities at the desired level. Most of its good and proven customers have migrated to banks and other FIs as OSFC was away from lending activities for almost six years and it is not in a financially sound position to meet the credit requirement of the MSMEs. However, the strength of OSFC lies in its network of Branches, experienced manpower and commitment to the cause of MSMEs. The Loan Policy has been framed to support small/micro enterprises besides established entrepreneurs and enterprises.

OSFC has revisited, modified and firmed up its policies and practices and streamlined its procedures as per best Banking norms and practices. Apart from extension of the term loan to industrial unit, OSFC has made tie up arrangement with Union Bank of India to facilitate sanction of working capital. The Corporation has adopted interest rate structure ranging from 12.25% to 14.25% which is competitive in the prevailing market scenario with provision of rebate of 0.50% to encourage borrowers for prompt payment.

While adapting itself to the fast changing environment, the Corporation has focused on strengthening customer satisfaction through prompt & quality service. The Corporation would continue to identify



areas of business opportunity, scale-up its capacity and broad base its business for sustained earnings. The Corporation has set a loan sanction target of ₹ 5.00 crore for the FY 2013-14 despite the following constraints:

- Non availability of refinance support from SIDBI and funding support from State Govt.
- Sharp decline in recovery of loan dues (mostly from NPA portfolio) which is only source of fund for the Corporation to meet its establishment expenses and to continue with the lending activity.
- Non availability of CGTMSE coverage to the Corporation for extension of collateral free credit facility to eligible MSMEs.
- Credit facility by way of term loan only.
- Unable to meet the comprehensive credit requirement (i.e. both term loan as well as working capital loan) of MSMEs.

Improved financial position of OSFC in terms of sustained profit, capital adequacy of 11.16 per cent and growth in net worth to ₹ 20.01 crore would propel the Corporation to better performance in coming years provided need based working fund is made available to continue lending activity at a desired level.

The wave of industrialization is sweeping the State with destination of several mega projects and the same has opened up large opportunities for setting up of ancillary/downstream industries. OSFC is looking forward to finance such industries and fulfill the aspirations of young entrepreneurs of the State by providing credit assistance and financial services. However, for this, the Corporation looks forward for funding support from state Govt., since the refinance support from SIDBI is ruled out at present in view of OTS with SIDBI.

OPERATIONAL HIGHLIGHTS

SANCTION

The Corporation was out of lending activities for almost six years. Therefore, most of the good customers of the Corporation migrated to other Banks & FIs. Although Loan Policy for FY 2009-10 & FY 2010-11 laid emphasis on finance to standard units only, it did not get satisfactory response. Subsequent Loan Policy of FY 2011-12 & 2012-13 also failed to attract the old customers as the Corporation provided only Term Loan assistance whereas Commercial Banks provided both Term Loan and Working Capital. In view of constraint of funds, the Corporation sanctioned ₹ 0.20 crore only to one unit during the year 2013-14. The cumulative sanction as on 31.03.2014 after resumption of lending on March 2010 stood at ₹ 11.83 crore to 23 units.

RISK MANAGEMENT AND CREDIT RATING

The Corporation has adopted two risk rating models for new projects and existing projects which evaluate all conceivable risks as per risk rating parameters. The models are drawn up in a structured manner incorporating financial analysis, projections and sensitivity, financial risk, industrial risk, management risk, business risk etc. It has also prescribed certain level of standard or initial



parameters beyond which no proposal shall be entertained. It also lays down minimum rating below which no credit exposure would be undertaken.

However, in order to expedite and standardize the process of appraisal and risk rating of credit proposals in a more rational and objective manner, the Corporation has adopted Credit Appraisal & Rating Tool (CART) software of SIDBI for credit exposure up to ₹ 100 lakh in existing enterprises. In-house risk rating models is being used to rate the risk in credit proposals involving credit in excess of ₹ 100 lakh and green field projects.

FAIR PRACTICES CODE

The Corporation is following Fair Practice Code for lenders as per RBI guidelines. Therefore, complete guidelines for processing loan application, appraisal, disbursement, post-disbursement supervision and credit monitoring have been clearly laid down. All the information relating to charges/fees for processing have also been disclosed in the application form. Besides, the facility for prepayment of loans is also available.

KNOW YOUR CUSTOMER (KYC) & ANTI MONEY LAUNDERING (AML) STANDARDS

As advised by SIDBI, the Corporation has put in place a proper policy frame work on "KNOW YOUR CUSTOMER" and "ANTI MONEY LAUNDERING STANDARDS". Detailed Customer Acceptance Policy, Customer Identification Procedures, Monitoring of Transactions and Risk Management Procedures have been laid down under KYC norms. The guidelines are issued with an aim to develop and evolve a robust system to prevent abuse of financial institutions for combating financing terrorism. The objective of this policy is to prevent OSFC from being used intentionally or unintentionally by criminal elements for money laundering activities. The KYC procedure enables to understand the customer and their financial dealings which in turn help the Corporation to manage the risk prudently. A policy for identification of high value cash transactions and suspicious transactions and monitoring thereof have been laid down under AML policy. One senior officer has been designated as Principal Officer, who in turn is responsible for monitoring and implementation of KYC norms and AML standards.

FEE BASED ACTIVITIES

The following fee based activities were undertaken during the year :-

- Preparation of Project Profiles
- Entrepreneurship Development Programme
- General Insurance Business

PREPARATION OF PROJECT PROFILES

The Corporation continues to prepare project profiles for MSMEs at affordable rates. During FY 2013-14, the Corporation has prepared 113 nos. of project profiles for different clients.



TRAINING SUPPORT FOR ENTREPRENEURSHIP DEVELOPMENT

During the year under report, the Corporation has successfully conducted seven Entrepreneurship Development Programme (EDP) in the District of Cuttack, Dhekanal, Bolangir, Sundergarh, Keonjhar, Balasore and Puri.

GENERAL INSURANCE BUSINESS

The Corporation has temporarily discontinued the marketing of General Insurance products of The New India Assurance Company Ltd. after expiry of Corporate Agency License. The Corporation is taking up the matter for renewal of license.

DISBURSEMENT

The Corporation disbursed a modest amount of ₹ 1.13 crore during the year to 7 units.

BUSINESS INITIATIVES

The Corporation has taken following initiatives to increase loan portfolios:

- The Corporation has formulated its Loan Policy, Credit Delivery Methodology and Risk Assessment Modules for creating healthy portfolio.
- Certain modifications have been made to the Loan policy and credit methodology so as to enlarge the scope of investment. Now credit proposals can be processed with the help of Credit Appraisal & Rating Tool (CART) software provided by SIDBI without much difficulty in a faster and efficient manner.
- Fixation of rate of interest is based on Risk Assessment Modules adopted by the Corporation.
- Rebate of 0.50% is allowed in the applicable rate of interest for prompt payment of dues in respect of newly disbursed standard loan accounts to bring down the effective rate of interest as well as to attract prospective loanees.
- Effective steps have been taken to reduce the response time for a systematic and quick credit delivery process so as to continue with its business programme in this highly competitive environment.
- To supplement the revenue, the Corporation has taken up some fee based activities like preparation of project profiles for small enterprises and organizing EDP training programmes.
- Arrangement with Union Bank of India has been made to support working capital to assisted projects of OSFC.
- The Technology Up-gradation Scheme and the MSME Venture Capital Fund Scheme have been formulated as per MSME Development Policy- 2009 which is under consideration of the State Government.
- The Corporation has put in place a comprehensive Loan Recovery Policy wherein Post Disbursement Monitoring and NPA Monitoring & Management have been emphasized to prevent slippage of standard accounts and up- gradation of NPA accounts.



STEPS TAKEN FOR OVERALL IMPROVEMENT OF WORK PROCESS

- Effective steps have been initiated to improve the overall image of the Corporation through timely service to the borrowers, issue of balance confirmation certificates and responding to the difficulties of the borrowers in time bound manner.
- Policy and procedures are being revisited and modification are being taken-up wherever felt necessary, including adoption of new policies for timely follow-up and monitoring as well as for overall improvement in the working of the Corporation with an aim to continue with the business activities in a more organized and systematic manner in keeping with prudential norms and competitive environment.

BUSINESS REVIEW MEETINGS

Business Review Meetings were held at regular intervals with Branch Managers and Heads of Departments to review performance of the Branches and identify weak areas for improvement. The review of operations of the Branch was done in the presence of the Chairman and Managing Director of the Corporation.

RECOVERY

Recovery of loan dues is the thrust area of operation and given prime importance to achieve the twin objectives of reduction of NPA as well as improving liquidity for resource mobilization. Keeping an eye on the above, the Corporation has resorted to appropriate follow up & monitoring at the level of Branch / Head Office for maximising recovery. Corporation has adhered to its relentless efforts for collection of dues from borrowers so as to diminish the quantum of NPA accounts.

During FY 2013-14 the Corporation could recover ₹ 11.39 crore against MoU target of ₹ 25 crore. The main reasons for not achieving the target is attributed to the followings:

- Major portion of loan portfolios are not backed by marketable security.
- Difficulty in disposal of seized assets due to various reasons.
- Inordinate delay in vacation of restrain order from various Courts.
- Non creation of new loan portfolios.

Since the Corporation is suffering from an excessively high level of NPAs in its loan portfolio, with a view to salvage such NPAs, the current Recovery Mix is more in favour of One Time Settlement (OTS) followed by action under Section-29 although the other tools of NPA management is being resorted to as per necessity. In spite of adverse condition, the Corporation was able to recover ₹ 11.39 crore during the current fiscal by relentless efforts in recovery. The Corporation approved 220 nos. of applications under OTS-11 scheme at a settlement amount of ₹ 6.03 cr. against an outstanding of ₹ 65.10 cr. during FY 2013-14.



The recovery particulars of the year are shown in **Table- 1**.

TABLE - 1	₹ crore			
Particulars	Principal	Interest	Others	Total
TL & Other Loans	5.67	5.06	0.65	11.38
Agency Loan	0.00	0.01	0.00	0.01
Total Recovery	5.67	5.07	0.65	11.39

The percentage of net demand to principal default is 43.01% and the percentage of Amount collected to Recoverable is 0.75 %. The Corporation has therefore, resolved to spear head its activities for improving the recovery performance.

The position of recovery for the year is given in **Table-2**.

TABLE-2	₹ crore		
Particulars	Principal	Interest	Total
Opening balance as on 01.04.2013	260.97	2550.65	2811.62
Add: Adjustment arising out of Reconciliation	0.87	9.07	9.94
Sub Total	261.84	2559.72	2821.56
Less Adjustment arising out of Reconciliation	1.02	0.49	1.51
Sub Total	260.82	2559.23	2820.05
Add: Current Demand during the year	0.94	289.27	290.21
Sub-Total	261.76	2848.50	3110.26
Less : Amount on account of Doubtful(III) and Loss Asset	153.18	1462.48	1615.66
Net Demand	108.58	1386.02	1494.60
Less Adjustment of Recovery(Net) for earlier years	3.17	0.00	3.17
Sub Total	105.41	1386.02	1491.43
Less Waiver through OTS	0.01	40.23	40.24
Less Recovery during the year	6.11	5.04	11.15
Over dues at the end of the year	252.47	2803.23	3055.70
Outstanding at the end of the year	276.69	2803.23	3079.92
Percentage of recovery against net demand (Pri.)			5.63
Percentage of recovery against net demand (Int.)			0.36
Percentage of recovery from recoverables			0.75
Percentage of net demand to Prin. O/s.			39.24

POSITION OF SEIZURE & SALE

During FY 2013-14, Corporation took over 19 cases U/s 29 of SFCs Act 1951 involving loan outstanding of ₹ 8.17 cr.(Pr.1.23 cr). Six nos of DDAC meetings were held for sale of 37 nos of seized items. Only 16 cases were decided for sale at an aggregate sale consideration of ₹ 211.50 Lakh (Pr.3.32 cr.). The Corporation could reduce the portfolio of unsold seized assets by 45 nos



involving an outstanding of ₹ 49.51 cr. (Pr.6.25 cr.) by full materialisation of the sale (16 nos) and through release to original borrower (29 nos) on liquidation of loan. Out of 459 nos of unsold seized assets as on 31.03.14, there are 203 nos. of industrial assets, 232 collateral assets and 24 nos. of seized vehicles.

The position of seizure & sale during FY 2013-14 is given in **Table-3**

Sl. No	Particulars(u/s 29) 2013-14	No.	Amount		
			Pri.	Int.	Total
1.	Seizure:				
(i)	Cases pending for disposal at the beginning of the year	485	44.67	347.67	392.34
(ii)	Cases taken over u/s 29 during the year	19	1.23	6.94	8.17
	Total	504	45.90	354.61	400.51
2.	Cases disposed off during the year				
	- By release to Borrower	29	1.00	6.52	7.52
	-By sale through DDAC (Sale materialised fully paid cases only)	16	5.25	36.74	41.99
	Total	45	6.25	43.26	49.51
3.	Seized unsold assets as on 31.3.2014	459	39.65	311.35	351.00

COURT CASES

Although the Suit Section of the Legal Department of the Corporation is in place to focus on the litigated account, a sizeable amount continued to remain logged up due to fresh incidence of Legal tangle and non-disposal of old cases. The position regarding cases U/s 29 is given in **Table -4**.

Particulars	Outstanding	
	No.	Amount
Pending at beginning of the year	107	63.97
Filed during the year	7	3.98
Disposed of during the year	15	7.45
Pending for disposal at the end of the year	99	60.50

The Corporation usually resorted to recovery measures U/s 31 of SFCs Act after exhausting action U/s 29 for realisation of balance loan outstanding or when for some reasons or the other, it is not possible to take action U/s 29. The status of cases filed U/s 31 is given in **Table -5**.

Particulars	Outstanding	
	No.	Amt.
Pending at beginning of the year	746	233.51
Filed during the year	10	53.09
Disposed of during the year	27	23.38
Pending for disposal at the end of the year	729	263.22



FOLLOW-UP

The objective of the Corporation is not limited to mere financial assistance for creation of new capacity, modernisation, expansion and diversification etc., but also comprises of building a relationship with the borrowers for proper utilisation of funds, achievement of physical results, periodic review and prompt servicing of the assistance. Therefore, the relationship goes beyond the scope of lenders/borrowers, but as a continuous partnership with a common goal. Institution of proper follow up mechanism and monitoring thereof aims to achieve a common goal while optimising the benefits of investments within the prevailing environment. Keeping this in view, the Corporation has intensified the follow up and monitoring mechanism for regular persuasion with the borrowers to maximise the recovery during the current fiscal. The standard loan portfolio is under constant surveillance to avoid incidence of slippage to NPA category. The follow up inspection of the assisted units are being conducted regularly to ensure timely payments of dues.

REVIVAL OF SICK UNITS

Although revival of sick units is basic tool of NPA Management, the Corporation is unable to utilise the tool primarily due to liquidity constraints. However, Corporation encourages non-fund based revival by allowing restructuring of loan account in deserving cases. The detail status on revival of sick industry is given in **Table-6**.

Particulars	Nos. as on 31.03.2014
Identified as sick	1690
Viability study completed	1690
Prima-facie not viable including cases approved under OTS	1023
Rehabilitation package approved	
-with additional loan	322
-without additional loan	345
Cases under Study	Nil

SUBSIDY

The Corporation acts as an agent of the State Government for disbursement of Interest Subsidy and Capital Investment Subsidy under earlier IPRs. During the year under report, ₹ 4.07 lakh was disbursed towards Interest Subsidy in favour of 8 units.

PROFITABILITY

Net profit

The Corporation's net profit during the FY 2013-14 stood at ₹ 0.51 crore as against net profit of ₹ 0.60 crore during 2012-13 reflecting a decrease of 15%. The decrease in net profit during the year is on account of decrease in miscellaneous income.



Net worth

The net worth of the Corporation stood at ₹ 20.01 crore as on 31.03.14 compared to ₹ 19.51 crore as on 31.03.13, recording a growth of 2.56%.

Capital Adequacy Ratio

The Capital Adequacy Ratio stood at 11.16% as on 31.03.14 compared to 11.46% as on 31.03.13 against the benchmark of 9% set by SIDBI.

FINANCIAL PERFORMANCE

Income & Expenditure

The Gross income earned by the Corporation during 2013-14 amounted to ₹ 17.44 crore comprising of interest on loan and advance of ₹ 13.54 crore which includes other income of ₹ 3.06 crore as against ₹ 3.57 crore in 2012-13 registering a decrease of 14.29%. The personnel and administrative expenses, which were ₹ 14.21 crore in 2012-13, has gone down to ₹ 11.98 crore during 2013-14, registering decrease by 15.69%. Total expenses has also decreased to ₹ 12.41 crore in 2013-14 from ₹ 14.65 crore in 2012-13. After prior year adjustments net profit for the year 2013-14 is ₹ 0.51 crore in comparison with ₹ 0.60 crore of previous year.

Profit & Loss position

The Corporation has earned net profit consecutively for the 9th year and the net profit for the year under report is ₹ 0.51 crore. The interest income increased by ₹ 2.09 crore (₹ 11.45 crore during the previous year to ₹ 13.54 crore this year). Non-interest income decreased by 14.29% i.e. by ₹ 0.51 crore (from ₹ 3.57 crore during previous fiscal to ₹ 3.06 crore this year). Personnel expenses have been reduced from ₹ 13.34 crore in 2012-13 to ₹ 11.24 crore in 2013-14 i.e. decreased by ₹ 2.10 crore due to consequential effect of VRS of employees in the earlier years and retirement of existing employees at regular basis during the year.

AUTHORISED AND PAID-UP SHARE CAPITAL

The authorized share capital of the Corporation stood at ₹ 500 crore. SIDBI has agreed for conversion of Loan in Lieu of Share Capital of ₹ 6.225 crore together with interest accrued thereon from 1.4.2008 till date of actual conversion. Similarly both SIDBI & IDBI Bank Ltd. have agreed to convert 50% each of minimum unpaid guaranteed dividend of ₹ 25.48 crore to Share Capital. Pending approval of State Government u/s/4 (3) of SFCs (Amendment) Act, 2000, the said amount of ₹ 33.57 crore is treated as Share Deposits on account of SIDBI and IDBI Bank including interest accrued on LIS till 31.03.2012.



The position of share capital and loan in lieu of share capital is indicated in **Table-7**

TABLE-7		₹ crore	
Particulars - Share capital	As at 31.03.2014	As at 31.03.2013	
Issued			
- Ordinary	421.00	421.00	
- Special	4.00	4.00	
Total	425.00	425.00	
Subscribed and paid-up			
- Fully allotted (Ordinary)	378.76	378.76	
- Fully allotted (Special)	3.00	3.00	
- Share deposit pending for allotment	33.57	33.58	
Grand Total:	415.33	415.34	

RESOURCE MANAGEMENT

The details of resource mobilization during the year is indicated in **Table -8.**

TABLE -8		₹ crore.	
Particulars	2013-14	2012-13	
Increase in paid-up capital pending allotment			
- State Govt.	-	-	
- SIDBI/IDBI Bank	-	-	
Sub-total	-	-	
Refinance			
- SIDBI	-	-	
Sub-total	-	-	
Bonds	-	-	
Recovery (Net)	11.39	19.34	
Others	-	-	
Total	11.39	19.34	

The overall sources and uses of funds during the year are given in **Table-9.**

TABLE -9			₹ Crore
Sources	2013-14	Uses	2013-14
Opening Cash/Bank	23.98	Disbursement	1.13
SIDBI refinance	-	SIDBI repayment under OTS	8.00
C.I.S.	0.45	C.I.S. / Int. Subsidy Disb.	0.04
Recovery	11.39	Int. & Other Financial charges	0.16
		Admn.& Personnel Exp.	11.98
Other Income	3.06	Redemption of Deposit & Bonds	-
Other Receipts	1.44	Funded Interest loan to SIDBI	-
		Others (NEF& service charges paid to SIDBI)	0.50
		Other cash out go	1.67
		Closing balance	16.84
Total	40.32	Total	40.32



CLASSIFICATION OF ASSETS & PROVISIONING THEREOF

The assets classification and provisioning thereof is made as follows: (₹ Crore)

Asset Category	Outstanding Loans		Rate of Provisions		Provision (Loan)		Net Assets (Loan) Outstanding	
	As on 31.03.14	As on 31.03.13	Current Year	Previous year	As on 31.03.14	As on 31.03.13	As on 31.03.14	As on 31.03.13
Standard								
Direct Loan -Regular	3.49	3.21	0.25%	0.25%	0.014	0.008	3.49	3.21
Direct Loan-Restructured A/c	0.00	0.20	2.75%	-	0.000	0.005	-	0.20
Personal Loan	0.16	0.33	0.40%	0.40%	0.000	0.001	0.16	0.33
Vehicle & Housing Loan	0.47	0.63	0.40%	0.40%	0.003	0.003	0.47	0.63
Total:	4.12	4.37			0.017	0.017	4.12	4.37
NPA								
Sub Standard	0.23	0.21	15%	15%	0.034	0.032	0.196	0.178
Doubtful - I	0.34	0.17	25%	25%	0.085	0.042	0.255	0.128
Doubtful - II	108.52	128.24	40%	40%	43.408	51.296	65.112	76.944
Doubtful - III	46.65	36.84	100%	100%	46.65	36.84	-	-
Loss	117.30	118.34	100%	100%	117.30	118.34	-	-
Total (NPA)	273.04	283.80			207.48	206.55	65.563	77.25
Grand Total	277.16	288.17			207.49	206.56	69.683	81.62

- Standard Assets as on 31.03.14 includes ₹ 0.46 cr. representing House Building Advance (including Interest Accrued) and ₹ 0.01 cr. representing vehicle advance to employees disclosed under Advance to Employees - Other Assets - Schudle - J.
- Loan outstanding and Net Assets as on 31.03.14 includes Principal + Other Charges.
- As per RBI/SIDBI norms, no netting is required for provision for standard assets.

Provisioning has been made in conformity with prudential requirement. There is 0.88% decrease in loss assets (from ₹ 118.34 crore as on 31.03.13 to ₹ 117.30 crore as on 31.03.14) and decrease in doubtful assets by 5.89% (from ₹ 165.25 crore as on 31.03.13 to ₹ 155.51 crore as on 31.03.14). The standard assets have been decreased by 5.72% and substandard category increased to the extent of 9.52% due to re-classification of assets as on 31.03.2014 basing on Recovery & Accounts position. Total required provisioning as on 31.03.2014 has been assessed & estimated at ₹ 207.49 crore.

FINANCIAL POSITION AFTER RESTRUCTURING

In the process, on implementation of the relief and concessions from all the Stakeholders including financial support from the State Government in particular and consistent effort of the employees for recovery of dues, the Net-worth and Capital Adequacy Ratio (CRAR) of the Corporation has improved from (-) ₹ 282.41 crore and (-) 94.23% at the end of 2004-05 to ₹ 20.01 crore and 11.16% at the end of FY 2013-14 respectively.

APPOINTMENT OF CONSULTANT

During review by a high level committee on 17.12.2013 chaired by Hon'ble Minister, Finance & Public Enterprise in the presence of Hon'ble Minister, MSME, Health & Family welfare on possible



funding support to OSFC, it was decided that a viability study for restructuring the Corporation by an independent consultant be taken up and be placed before the State Government to take a decision for further funding. The National Productivity Council, Bhubaneswar under the Ministry of Commerce & Industry, Government of India was assigned the job of viability study of OSFC towards last quarter of FY 2013-14. The report from the consultant is awaited.

MoU WITH STATE GOVERNMENT

The MoU for the FY 2013-14 approved by the Board of OSFC in its 372nd meeting held on 27.04.2013 has been executed with MSME Department of the State Government on 04.06.2013.

AUDIT COMMITTEE OF BOARD

The Board of Directors of the Corporation has reconstituted the Audit Committee of the Board in their 375th Meeting held on 15.02.2014. The reconstituted Audit Committee of the Board is as under.

1	Sri B.K.Das, Director, EPM	Chairman
2	Sri N.Palai, IAS, Managing Director, OSFC	Member
3	Sri K.Natarajan, GM, SIDBI, BBSR	Member
4	Sri.A.R.Mohanty, Associate Professor (Finance), XIM, Bhubaneswar	Member

During the year under reference, the Audit Committee met once i.e on 09.07.2013 and reviewed the Internal Audit Observations, Action Taken Report on Internal Audit Observations, Annual Accounts for FY 2012-13 along with notes thereon and compliance thereof.

INTERNAL AUDIT

Books of accounts, financial and operational transactions of the Branches have been audited by the Internal Audit Department (IAD) of the Corporation during the year in question. Procedural lapses, Operational lapses, Documentation lapses, Monitoring & Follow- up lapses were critically examined and brought to the attention of the management for necessary corrective measures. Internal control lapses in key functional areas resulting in revenue leakage were pointed out. The Department has mainly focused its attention on review and evaluation of NPA accounts of Branch loan portfolio and has suggested remedial measures for realisation of Corporation dues, thereby resulting in reduction of NPAs. The Department has conducted verification of loan accounts settled under various OTS schemes on random basis. Payments like Provident Fund, Terminal dues, Arrears etc., relating to staff were also verified and authenticated by this department.

Critical issues of Branch were brought to the notice of management for necessary action. After resumption of lending, the business initiatives of the Branch to mobilise credit-worthy proposals were also evaluated. Initiatives of the Branch to earn fee-based income were also highlighted in the audit reports.

The position of Internal Audits conducted and reports submitted during the year are given below.



Position of Internal Audit conducted during (2013-14).

i	No. of reports pending for submission at the beginning of the year	2
ii	No. of Audits completed during the year	12
iii	No. of Audit reports submitted during the year	13
iv	No. of Audit reports pending for submission at the end of the year	01

STATUTORY AUDIT

The Corporation appointed M/s.G.P.Mishra & Company, Chartered Accountants, D.N.Complex, Mohanty lane, Kesharapur, Cuttack-1 as Statutory Auditors in the Annual General Meeting held on 31.07.2013 to conduct the Audit of the Books of Accounts of the Corporation for FY 2013-14 basing on the recommendation of the Reserve Bank of India under section 37(1) of SFCs Act The auditors have completed the Statutory Audit for the FY 2013-14.

ANNUAL GENERAL MEETING

The 56th Annual General Meeting of shareholders was held in time on 31.07.2013 to adopt the audited Balance Sheet and Profit & Loss accounts of the Corporation for FY 2012-13.

A.G. AUDIT

Each year C & AG of India has been conducting audit of the Corporation under section 37 (6) of SFCs Act, 1951. Audit report of the C & AG of India on the accounts of the Corporation needs to be placed before the Legislative Assembly of the State along with the Annual Accounts and Auditor's Report U/s 37 (7) of SFCs Act Accordingly, C & AG has conducted the transaction audit of the Corporation for the FY 2012-13 and submitted its inspection report on 23.12.2013.

COMMITTEES

The Committee approach for decision making is continuing for ensuring efficiency and transparency in the working system. Committees set up for various purposes functioned well during the year. For better governance, the Corporation de-centralized the process of decision making with an appropriate delegation of power to Committees namely Default-Cum-Disposal Advisory Committee (DDAC), MD Committee & One Time Settlement Advisory Committee (OTSAC) etc.

Three internal committees namely Finance Committee, Recovery Committee & HR Committees are also functioning to examine various issues of significant importance including policy matters and recommend course of action prior to obtaining approval from the competent authority.

INFORMATION & COMMUNICATION TECHNOLOGY

Today no one can tell the twist and turn the technology would take before time tells. The daunting task of the Department handling application of Information and Communication Technology (ICT) in the organization is to take a trail of technology which changes within a twinkle of an eye.

Few years back no one had visualized the tremendous impact of Internet on the world. Today it has become a part of life of people. Virtually it has redefined the concept of Information Technology (IT) and made it Information & Communication Technology (ICT).



During this period the software behemoth Microsoft announced withdrawal of support for its older version Operating System software Windows XP to redeploy its resources in Greenfield Technology like mobile and cloud computing taking advantage of internet. The Corporation was compelled to take remedial measures to handle this surprise move of Microsoft as it made few PCs of the Corporation running on Windows XP Operating System and hooked to the Internet superhighway vulnerable to virus.

The Corporation also adopted the innovative E-Despatch System of Government of Odisha deployed for communication between various offices of the Government. It may be noted that the Government of Odisha is applauded for this effort as it is pioneer among states of India to introduce this system to bring transparency into Government decision for better service to the people.

As we are aware, survival of the fittest is the unwritten law of the world. In the contemporary world organization which fails to adopt the changes in the Information & Communication Technology is destined to its doom like a dinosaur.

As a financial service organization the Corporation has realized that without trendy Information & Communication Technology it is not possible to provide safe, simple, convenient, innovative and fast service to customer for a competitive edge in a complex regulatory business environment. Therefore, the Corporation has plans to implement Enterprise Resource Planning (ERP) software in cloud computing environment gradually in granules with the growth of business to realize the ultimate ICT vision - Wherever, Whenever & Whatever.

HUMAN RESOURCE MANAGEMENT

The HR Department deals with formulating strategy to upgrade skill of the existing manpower and to utilize the human resource with their optimum potentiality. It not only gives emphasis on skill development, the department is equally concerned for the welfare of its employees vis-a-vis initiatives and motivation.

During the year, 33 employees have retired from the Corporation service on attaining the age of superannuation and through VRS/VSS reducing the staff strength from 242 to 209 as on 31.03.2014. Out of 209 employees under different categories, the Corporation has deputed 14 employees during the year consisting of 9 officers and 5 Assistants under deputation terms to IPICOL, OSBC Ltd and H & UD Department in Government of Odisha. Out of 209 manpower 122 employees are posted at Field Offices, 71 employees are placed at Head Office and 16 are under deputation.

The present strength of Officers, excluding deputation stood at 51, out of which 7 officers consisting of Private Secretary and Personal Assistant are from non-functional area. Other officers are having professional qualifications which include C.A, ICWA, MBA, PGDMA, Engineering Graduates, Law Graduates and Post Graduate qualification. The average age of employees is 54 years.

During the year, number of Branch Offices has been reduced from 14 to 12 after closure of Baripada Branch and Phulbani Branch in order to reduce the administrative cost. At Phulbani one FRC has started functioning with limited manpower. Thus the number of Branch Offices as on 31.03.2014 stood at 12 and FRCs at 7. The Corporation shall continue its effort and endeavour for the growth of MSME in the State through its existing Branch Offices.



TRAINING OF EMPLOYEES

During FY 2013-14, HR Department has given more focus on knowledge management practice by identifying different areas for training. A training programme was arranged for 11 employees at its corporate office on Legal aspect to acquaint the employees for facilitating Documentation work / Court matters for early disposal of long pending court cases for recovery of its dues. Further, 10 employees have been imparted training at XIMB and P.E Department, Govt. of Odisha in marketing orientation, effective communication, finance for non-finance Executives, leadership and team competencies of the officer and in advantages of Institution Arbitration.

CORPORATE SOCIAL RESPONSIBILITY

To promote and preserve Odia literature and culture, the Corporation has provided token financial support to the Odia magazines, souvenirs in releasing advertisements. Besides, the Corporation has imparted summer internship training programme to MBA, MFC students of reputed institutions to motivate young entrepreneurship in the State.

STAFF ACCOUNTABILITY POLICY (SAP)

In order to develop accountability in the Corporation and to increase the sense of responsibility among the employees while discharging their various official assignments, the Corporation has already adopted Staff Accountability Policy (SAP). This was done with a view to acquaint the employees with various operational circulars, guidelines and delegation of power from time to time. The policy on Staff Accountability covered both credit and non-credit functions of the Corporation. The Staff of the Corporation are accountable for action / inaction leading to loss to the Corporation in credit functions as well as non-adherence to the guideline and procedure in non-credit functions such as purchase and procurement of stores and stationery, Computer Software, Hardware, peripheral and premises matter. The Internal Control and monitoring mechanism has been strengthened by the introduction of Staff Accountability Policy. During the year two cases have been examined under Staff Accountability Policy.

GRIEVANCE REDRESSAL CELL

In order to expedite speedy redressal of the grievance petitions/representations received from the customers/entrepreneurs, a Grievance Cell at the Corporate Office is functioning. Since most of the grievances relate to recovery measures of the Corporation, the same were handled by the concerned Department with approval of MD/Board. During the year, the cell has received two grievance petitions and disposed all the cases. Besides, the Cell is taking prompt action with regard to redressal of grievances published in various Newspapers relating to activities of the Corporation.

INTERNAL VIGILANCE CELL

Internal Vigilance Department is in operation at Head Office of the Corporation to function as the coordinator/facilitator in between State Vigilance Department and the Corporation. The department deals with grievances and complaints of the entrepreneurs and public at large for observance of rules and guidelines prescribed by the Corporation from time to time. The department has identified corruption prone areas in the organization to keep proper vigil on the functioning of



the various activities. During the year no vigilance case has been registered by the State Vigilance and no such serious complaints/irregularities have been noticed.

RIGHT TO INFORMATION ACT CELL

In order to promote transparency and accountability in the working of public authority, the Corporation has implemented Right to Information Act, 2005 in accordance with the notification made under Odisha Right to Information Rules, 2005. In terms of the said Act & Rules, the Corporation has appointed Public Information Officer, Asst. Public Information Officer and Appellate Authority at its Head Office. Besides, one Public Information Officer and one Appellate Authority for each Branch Office have also been appointed to enable the citizens to access the information available with the Organization. Necessary and relevant information for public has also been placed in the website of the Corporation, which is being up-dated at regular intervals. The position of receipt and disposal of the RTI applications and appeals during the year is given below:

	No. of Applications	No. of Appeals
1 Pending at the beginning of the year	13	02
2 Received during the year	73	11
3 Disposed during the year	84	12
4 Pending for disposal at the end of the year	02	01

CORPORATE GOVERNANCE

The Corporation is committed to uphold high level of ethical standard of Corporate Governance in all of its functional areas. The effective implementation of Corporate Governance depends on adoption of cardinal principles which inter-alia includes independence, credibility, accountability, responsibility, transparency, fairplay and timely decision making etc. The Board of the Corporation is constituted as per the provisions of SFCs (Amendment) Act 2000. The Board of Directors meet regularly to provide effective leadership and monitors performance and review management policies. During the year, the Board adopted a calendar of review which enables thorough critical information to the Board periodically. Various aspects like Loan Policy, OTS policy, Recovery Policy, Annual Business Plan, Cash-Flow Statement, overall assessment of Financial position, actual performance vis-à-vis target in key areas, status of NPAs etc. were periodically reviewed and appropriate policy directives were given by the Board during the year under report.

The Corporation has initiated the following steps to ensure good corporate governance practices:

- Reconstitution of the Board with induction of Independent Director.
- Strengthening / streamlining of Internal Audit.
- Audit Committee constituted and meetings of the Audit Committee held regularly.

HR Committee of Board is also constituted to develop the talent base required for the effective functioning of the PSUs, ensure performance evaluation in line with accepted goals and key performance indicators.



As a part of Corporate Governance Manual, the Corporation has signed MoU with MSME Department, in Government of Odisha for the FY 2013-14.

BOARD OF DIRECTORS

The Corporation is being managed by a Board of Directors constituted under Section-10 of the SFC's (Amendment) Act. 2000. During FY 2013-14, following changes took place in the Board of Directors:

CHAIRMAN

Shri Panchanan Dash, ISS, Secretary to Government, MSME Department is continuing as Chairman of the Board of Directors, OSFC since 03.08.2012 vide MSME Department Notification No.2040 dt. 02.08.12.

MANAGING DIRECTOR

Shri Nityananda Palai, IAS, Director of Industries, Odisha is continuing as Managing Director, OSFC w.e.f. 14.09.2012 in addition to his own duties.

DIRECTORS

During the year, following changes took place in the Board of Directors:

Shri F.M.Naik, Addl. Secretary to Government, MSME Department, Govt. of Odisha has been nominated as a Director to the Board of Directors, OSFC in place of Shri P.K.Mishra, Additional Secretary to Government, MSME Department, Government of Odisha vide notification No.2992 dt.10.06.2013.

Shri A.K.Parida, Addl. Secretary to Government, Public Enterprise Department, Government of Odisha has been nominated as a Director in the Board of Directors, OSFC in place of Shri B.K.Das, Director, EPM, Bhubaneswar vide MSME Department notification No.1722 dt.20.03.2014 under section 10-(b) of SFCs Act.

Shri K.Natarajan, General Manager, MSME International Training Centre, SIDBI, Bhubaneswar has been nominated as Director in place of Shri S.S.Acharya, Dy. General Manager, SIDBI, Bhubaneswar under section 10 (c) of SFCs (Amendment) Act. 2000 vide SIDBI's letter No.2301 dt.05.08.2013.

Shri P.K.Sethi, Senior Divisional Manager, LIC of India, Cuttack Division has been nominated as a Director to the Board of Directors of OSFC in place of Shri Ajay Kumar vide their letter dated 12.06.2013.

Shri P.K.Biswal, Additional Secretary to Government, Finance Department, Government of Odisha has been nominated as a Director to the Board of OSFC on co-option under section 10(e)(iv) of the SFCs (Amendment) Act 2000 in place of Shri P.C.Pathy vide MSME Department Notification No.1715 dt.20.03.2014.



ACKNOWLEDGEMENT

The Board of Directors express its deep sense of gratitude to the Government of Odisha and SIDBI for the valuable guidance and support received from them.

The Board also places on record its appreciation for the co-operation and support received from the Directorate of Industries, Industrial Promotion and Investment Corporation of Odisha Ltd., Odisha Industrial Infrastructure Development Corporation, Odisha Small Industries Corporation, District Industries Centers, Life Insurance Corporation of India, Scheduled Commercial Banks and all other stakeholders.

The Board also express its gratitude to the Shareholders of the Corporation for their confidence reposed in the Corporation.

The Board of Directors would like to thank the valued customers/ entrepreneurs/various Industry Associations/Forums for their continued contribution to the industrial growth of Odisha as well as continuance of support and confidence with the Corporation.

The Board would like to place on record its appreciation for the dedicated services of its employees in overall performance of the Corporation.



Statement of Accounts



G. P. MISHRA & CO.
CHARTERED ACCOUNTANTS

D.N. COMPLEX, MOHANTY LANE, KESHARPUR, CUTTACK -753 001

Phone : (0671) 2518855

E-mail: gpmishra1959@outlook.com

To

The Shareholders,
Odisha State Financial Corporation,
Cuttack-753 003

AUDITORS' REPORT

1. We have audited the accompanying financial statements of Odisha State Financial Corporation (OSFC), which comprise of the Balance Sheet as at 31st March 2014 and the Statement of Profit and Loss and cash flow statement for the year then ended and a summary of significant accounting policies and other explanatory information.

Management's responsibility for the Financial Statements

2. Management is responsible for the preparation of these Financial Statements that give a true and fair view of the financial position and financial performance and the cash flow of the Corporation in accordance with the accounting standards and principles generally accepted in India and as per the requirements of Small Industries Development Bank of India (SIDBI). This responsibility includes the design, implementation and maintenance of internal control relevant to the preparation and presentation of the financial statements that give a true and fair view and are free from material misstatements whether due to fraud or error.

Auditor's responsibility

3. Our responsibility is to express an opinion on these financial statements based on our audit. We conducted our audit in accordance with the standards on auditing issued by the Institute of Chartered Accountants of India and provisions of Section 37 of the State Financial Corporations Act 1951 as amended by SFCs (Amendment) Act 2000. Those Standards require that we comply with ethical requirements and plan and perform the audit to obtain reasonable assurance about whether the financial statements are free from material misstatements.
4. An audit involves performing procedures to obtain audit evidence about the amounts and disclosures in the financial statements. The procedure selected depend upon the auditor's judgement, including the assessment of the risks of material misstatement of the financial statements, whether due to fraud or error. In making those risk assessments, the auditor considers internal control relevant to the Corporation's preparation and fair presentation of the financial statements in order to design audit procedure that are appropriate in the circumstances. An audit also includes evaluating the appropriateness of accounting policies used and the reasonableness of the accounting estimates made by management as well as evaluating the overall presentation of the financial statements.



5. We believe that the audit evidence we have obtained is sufficient and appropriate to provide a basis for our audit opinion.

Opinion

6. In our opinion and to the best of our information and according to the explanations given to us, the financial statements give the information required by the Act in the manner so required and give a true and fair view in conformity with the accounting principles laid down by SIDBI for SFCs and generally accepted in India;
- a. In the case of the Balance Sheet, of the state of affairs of the Corporation as at 31st March, 2014,
- b. In the case of the Statement of Profit & Loss, of the Profit for the Year ended on that date, and
- c. In the case of the Cash Flow Statement of the cash flow for the year ended on that date.

Report on other legal and Regulatory requirements

On the basis of our audit subject to Notes on Accounts as contained in Schedule "S", we report that

- i) We have obtained all the information and explanations which to the best to our knowledge and belief were necessary for the purpose of our audit.
- ii) In our opinion proper books of accounts as required by law have been kept by the Corporation so far as appears from our examination of those books and proper returns adequate for the purposes of our audit have been received from Branches not visited by us.
- iii) The Balance Sheet, Statement of Profit & Loss and Cash Flow statements dealt with by this Report are in agreement with the books of accounts and with the returns received from the Branches not visited by us.
- iv) In our opinion the Balance Sheet, Statement of Profit & Loss and Cash Flow statements, comply with the Accounting Standards and guide lines issued by SIDBI for SFCs from time to time.

Cuttack
Dated : 26th June, 2014

**FOR G. P. MISHRA & CO.
CHARTERED ACCOUNTANTS**

Sd/-
(G. P. MISHRA, FCA)
Membership No. 053398
PROPRIETOR



ODISHA STATE FINANCIAL CORPORATION
BALANCE SHEET AS ON 31ST MARCH 2014

Particulars	Schedule Ref.	As on 31st March 2014 ₹	As on 31st March 2013 ₹
CAPITAL AND LIABILITIES			
CAPITAL	A	4,153,385,300	4,153,485,200
Loan pending conversion to Share Capital	B	0	12
Reserves and Surplus	C	242,400,397	241,376,812
Borrowings	D	1,150,262,781	1,230,262,781
Other Liabilities and Provisions	E	588,721,870	724,061,845
TOTAL		6,134,770,348	6,349,186,650
ASSETS			
Cash and Bank Balances	F	168,352,731	239,776,904
Investments	G	2	3
Loans and Advances(Net of provisioning for NPA)	H	692,087,833	809,895,161
Fixed Assets	I	222,174,475	222,648,669
Other Assets	J	1,057,158,396	1,077,774,663
Profit and Loss Appropriation Account		3,994,996,911	3,999,091,250
TOTAL		6,134,770,348	6,349,186,650

SIGNIFICANT ACCOUNTING POLICIES R

NOTE ON ACCOUNTS S

THE SCHEDULES REFERRED TO ABOVE FORM AN
INTEGRAL PART OF THE BALANCE SHEET

As per our Report of even date

For G.P.MISHRA & CO.
Chartered Accountants

Sd/- (P.K.Samantaray) DGM, (FAD) OSFC	Sd/- (B.K. Sahoo) JGM OSFC	Sd/- (N. Palai) MANAGING DIRECTOR OSFC	Sd/- (F.M. Naik) DIRECTOR OSFC	Sd/- (A.R. Mohanty) DIRECTOR OSFC	Sd/- (G.P. Mishra) Membership No.053398 PROPRIETOR
--	-------------------------------------	---	---	--	---



ODISHA STATE FINANCIAL CORPORATION
PROFIT AND LOSS ACCOUNT FOR THE YEAR ENDED 31ST MARCH 2014

Particulars	Schedule Ref.	2013-14 (Current year) ₹	2012-13 (Previous year) ₹
INCOME (A)			
Income from Operations (Interest)	O	135,430,831	114,538,971
Other Incomes	P	30,572,095	35,661,916
Interest Waived/ Expenses Written Back		8,393,708	26,101,539
Total Income (A)		174,396,634	176,302,426
EXPENDITURES (B)			
Interest Expended	K	1,459,726	0
Other Financial Expenses	L	84,960	1,234,437
Personnel Expenses	M	112,397,681	133,380,771
Administrative Expenses	N	7,404,096	8,678,827
Depreciation	I	2,746,670	3,145,318
Bad Debts Written off		754	16,481
Total Expenditure (B)		124,093,887	146,455,834
Operating Profit (A - B)		50,302,747	29,846,592
Less Provision for NPA (Net)		41,115,023	22,854,861
Less Provision for Standard Assets		0	80,000
Add Prov. for diminution in value of Investment Added back		336,999	0
Profit Before Tax		9,524,723	6,911,731
Less: Provision for Taxation		0	0
Profit after Tax		9,524,723	6,911,731
Less Net prior period Adjustments	Q	4,406,799	931,290
Profit/(Loss) Carried to P & L Appropriation A/C		5,117,924	5,980,441

THE SCHEDULES REFERRED TO ABOVE FORM AN
INTEGRAL PART OF THE PROFIT AND LOSS ACCOUNT

As per our Report of even date

For G.P.MISHRA & CO.
Chartered Accountants

Sd/- (P.K.Samantaray) DGM, (FAD) OSFC	Sd/- (B.K. Sahoo) JGM OSFC	Sd/- (N. Palai) MANAGING DIRECTOR OSFC	Sd/- (F.M. Naik) DIRECTOR OSFC	Sd/- (A.R. Mohanty) DIRECTOR OSFC	Sd/- (G.P. Mishra) Membership No.053398 PROPRIETOR
--	-------------------------------------	---	---	--	---



ODISHA STATE FINANCIAL CORPORATION
PROFIT AND LOSS APPROPRIATION ACCOUNT
FOR THE YEAR ENDED 31st MARCH 2014

Particulars	Schedule Ref.	2013-14 (Current year) ₹	2012-13 (Previous year) ₹
Balance as per last Balance Sheet - General Reserve/ (Accumulated Loss)		(3,999,091,250)	(4,003,875,603)
PROFIT / (LOSS) FOR THE YEAR AS PER PROFIT AND LOSS ACCOUNT		5,117,924	5,980,441
SPECIAL RESERVE (U/S 36(1) (viii) OF THE INCOME TAX ACT 1961)		(1,023,585)	(1,196,088)
DIVIDEND DEFICIT		0	0
PROFIT TRANSFERRED TO GENERAL RESERVE/(ACCUMULATED LOSSES)		(3,994,996,911)	(3,999,091,250)

As per our Report of even date

For G.P.MISHRA & CO.
Chartered Accountants

Sd/- (P.K.Samantaray) DGM, (FAD) OSFC	Sd/- (B.K. Sahoo) JGM OSFC	Sd/- (N. Palai) MANAGING DIRECTOR OSFC	Sd/- (F.M. Naik) DIRECTOR OSFC	Sd/- (A.R. Mohanty) DIRECTOR OSFC	Sd/- (G.P. Mishra) Membership No.053398 PROPRIETOR
--	-------------------------------------	---	---	--	---



**NOTES FORMING PART OF THE BALANCE SHEET
SCHEDULE A - SHARE CAPITAL**

Particulars	As at 31.03.2014 ₹	As at 31.03.2013 ₹
AUTHORISED 50000000 SHARES OF ₹ 100/- EACH	5000000000	5000000000
ISSUED	5000000000	5000000000
(A) 42100000 (42100000) ORDINARY SHARES OF ₹ 100/- EACH ISSUED U/S(4)(2) OF SFCs ACT 1951	4210000000	4210000000
(B) 400000 SPECIAL SHARES OF ₹ 100/- EACH ISSUED U/S 4-A OF SFCs ACT 1951	40000000	40000000
	4250000000	4250000000
SUBSCRIBED & PAID UP		
(A) 37876305 (8457305) ORDINARY SHARES OF ₹ 100/- EACH FULLY ALLOTTED, U/S 6(1) OF THE SFCs ACT 1951 AMENDED BY SFCs (AMENDMENT) ACT, 2000. (6120 share surrendered for retirement in pursuant to Sec-6(1) of SFCs (Amendment) Act 2000)	3787630500	3787630500
(B) 300000(300000) SPECIAL SHARES OF ₹ 100/- EACH FULLY ALLOTTED U/S(4) (A) OF THE SFCs ACT 1951 AS AMENDED BY SFCs(AMENDMENT) ACT 2000	30000000	30000000
(C) SHARE DEPOSITS PENDING ALLOTMENT	335754800	335854700
TOTAL	4153385300	4153485200

* Out of Loan in Lieu of Share Capital outstanding of ₹ 622.50 lakh, ₹ 622.00 lakh has been converted to Ordinary Share Capital and Share allotments of ₹ 0.50 lac is pending for sanction and approval of State Govt. for allotment.

* SIDBI has already agreed for conversion of LISC, Principal O/s and Interest Accrued at 7.50% pa from 01/04/2008 to till the actual date of conversion to Share Capital SIDBI & IDBI Bank have agreed for conversion of Minimum Guaranteed Dividend payable to Share Capital on 50:50 basis. Approval of State Govt. u/s 4(3) of SFCs (Amendment) Act 2000 for allotment of Shares on such conversion is awaited. Pending concurrence of State Govt. amount on account of LISC(SIDBI) & MGD (SIDBI & IDBI Bank) has been treated as Share deposits.

	Amount ₹
SIDBI-LISC (PRINCIPAL)	62250000
Interest from 01/04/2008 to 31/03/2012	<u>18675000</u>
	80925000
MGD (SIDBI Share)	<u>127389900</u>
	208314900
IDBI - MGD	127389900
TOTAL	335704800



SCHEDULES FORMING PART OF THE BALANCE SHEET
SCHEDULE B - LOAN PENDING CONVERSION TO SHARE CAPITAL

Particulars	As at 31.03.2014 ₹	As at 31.03.2013 ₹
STATE GOVERNMENT Loan in lieu of Share Capital	-	12
TOTAL	0	12

SCHEDULES FORMING PART OF THE BALANCE SHEET
SCHEDULE C - RESERVES, FUNDS & SURPLUS

Particulars	As at 31.03.2014 ₹	As at 31.03.2013 ₹
(A) DISTRIBUTABLE PROFITS		
i) GENERAL RESERVES (U/S 35 of SFCs ACT)	148000	148000
ii) SPL. RESERVE (U/S 36(1) OF IT ACT 1961)	38145132	37121547
SUB TOTAL (A)	38293132	37269547
(B) NON DISTRIBUTABLE PROFITS		
i) SPECIAL RESERVE FUND (U/S 35-A OF SFC's ACT,1951)	3431872	3431872
ii) REVALUATION RESERVE	200675393	200675393
SUB TOTAL (B)	204107265	204107265
TOTAL (A+B)	242400397	241376812



SCHEDULES FORMING PART OF THE BALANCE SHEET
SCHEDULE D- BORROWINGS

	Particulars	As at 31.03.2014	As at 31.03.2013
		₹	₹
	LONG-TERM BORROWINGS		
(A)	REFINANCE(U/s 7(4) of SFCs Act 1951 AS AMENDED BY SFCs (AMENDMENT) ACT 2000		
	i. From Small Industries Development Bank of India		
	(i) Restructured Refinance	-	-
	(ii) New LOC under TRA	-	-
	ii. 0% Funded Loan	-	-
	iii. Interest Accrued & Due on Refinance	-	-
	iv. REFINANCE / LOC AGREED FOR OTS	240000000	320000000
	v. REFINANCE / LOC / FUNDED LOAN & INTEREST AGREED FOR WAIVER	836087217	836087217
	Sub Total	1076087217	1156087217
(B)	INTEREST ACCRUED AND DUE (LISC)		
	i. On Loan-in-lieu of Share Capital - SIDBI/IDBI	74175564	74175564
	Sub Total	74175564	74175564
	TOTAL	1150262781	1230262781



SCHEDULES FORMING PART OF THE BALANCE SHEET
SCHEDULE E - OTHER LIABILITIES AND PROVISIONS

	Particulars	As at 31.03.2014 ₹	As at 31.03.2013 ₹
A	OTHER LIABILITIES		
I.	SUNDRY DEPOSITS	367202806	492433826
II.	UNCLAIMED DIVIDEND	3375	2340
III.	EXCESS AMOUNT PAYABLE ON SALE OF MORTGAGED/ HYPOTHECATED ASSETS	6734718	7171724
IV.	STALE CHEQUES	95720	177620
V.	DIVIDEND PAYABLE	539101	545108
VI.	UNCLAIMED LIABILITIES	1700000	1700000
VII.	LIABILITY FOR OTHER EXPENSES	27033	10950
VIII.	EXCESS RECOVERY REFUNDABLE ON LOAN ACCOUNT	234941	50000
IX.	SHARE OF STATE GOVT. & OTHERS PAYABLE- LOANEE	1386495	1386495
X.	AGENCY FUND		
	(a) State Govt. Seed Money Fund	17189074	17210346
	(b) State Govt. Soft Loan Fund	3304625	3304625
	(c) State Govt. M.M. Assistance Fund	5108315	5108315
	(d) SIDBI Seed Capital Fund	2116215	2116215
	(e) SIDBI National Equity Fund	70732698	74944780
	(f) Odisha Venture Capital Scheme Fund	4690000	4690000
	(g) Odisha MSME Technology Upgradation Fund	4800000	4800000
XI.	OTHER DEPOSITS- AGENCY	55264565	55960495
	SUB TOTAL - (A)	541129681	671612839
B.	PROVISIONS		
XIII.	CONTIGENT PROVISION AGAINST STANDARD ASSETS	172000	172000
XIV.	PROVISION AGAINST EXPENSES	47420189	52277006
	SUB TOTAL - (B)	47592189	52449006
	TOTAL (A + B)	588721870	724061845



SCHEDULES FORMING PART OF THE BALANCE SHEET
SCHEDULE - F CASH AND BANK BALANCES

	Particulars	As at 31.03.2014 ₹	As at 31.03.2013 ₹
(A)	CASH IN HAND	3643099	5906511
(B)	BALANCE WITH BANK U/S 33(2) OF THE SFCs ACT 1951 AS AMENDED BY SFCs (AMENDMENT) ACT 2000		
i.	Scheduled Banks in Current/ Savings Accounts	6770229	9570619
ii.	Scheduled Banks in Fixed Deposit Accounts	61431401	49138160
iii.	Scheduled Banks in Flexi Deposit Accounts	96498668	175145860
(C)	STAMPS IN HAND	9334	15754
(D)	Fund Remittance in Transit	-	-
	TOTAL	168352731	239776904

SCHEDULES FORMING PART OF THE BALANCE SHEET
SCHEDULE G - INVESTMENTS

	Particulars	As at 31.03.2014 ₹	As at 31.03.2013 ₹
(A)	IN SHARES : UNQUOTED - AT COST		
1)	M/s Bhaskar Textile Mills Ltd. (400 Preference Shares of ₹ 100/- Each)	40000	40000
2)	M/s Mamata Drinks & Ind.Ltd. (3370 Equity Shares of ₹ 100/- Each)	-	337000
3)	M/s Orissa Industrial and Technical Consultancy Organisation Ltd. (87 Equity Shares of ₹ 1000/- Each)	87000	87000
	Sub Total	127000	464000
(B)	Less: Provision/ Depreciation Reserve	126998	463997
	Net value (A - B)	2	3
	Total	2	3



SCHEDULES FORMING PART OF THE BALANCE SHEET
SCHEDULE H - LOANS AND ADVANCES

	Particulars	AS AT 31.03.2014	AS AT 31.03.2013
		₹	₹
1.	PRINCIPAL AMOUNT		
(A)	Direct Operation		
	i. Term Loan under various schemes	2616940264	2730551016
	ii. Soft loan under Special Share Capital Schemes	20343235	20767574
	iii. Bridge Loan	1790160	1850227
	iv. Loan against Govt. Seed Money	655941	655941
	v. Loan against IDBI Seed Capital	504996	504996
	vi. New Term Loan under TRA	43719004	34391743
	INTEREST ACCRUED ON STANDARD LOAN UNDER MERCANTILE SYSTEM	178471	13234
	Sub Total :	2684132071	2788734731
(B)	Loan Under Special Schemes		
	i. Short Term Working Capital Loan	77994229	81808785
	ii. Commercial Loan to Employees	1641887	3291808
	Sub Total :	79636116	85100593
	Total (A + B)	2763768187	2873835324
2.	Misc. Expenses on Loans & Advances	3087646	1508837
	Total (1 + 2)	2766855833	2875344161
3.	Less NPA Provision	2074768000	2065449000
	NET AMOUNT OF LOANS & ADVANCES	692087833	809895161



**SCHEDULES FORMING PART OF THE BALANCE SHEET
SCHEDULE I - FIXED ASSETS AS ON 31.03.2014**

TYPE OF ASSETS	Rate of Depreciation	COST (In Rupees)				DEPRECIATION (In Rupees)				WRITTEN DOWN VALUE		
		As on 31.3.13 ₹	Additions during the year ₹	Sale/ Transfer during the year ₹	Addition due to Revaluation ₹	As on 31.3.14 ₹	Up to 31.3.13 ₹	During the year ₹	Additional Depreciation during the year for prior year ₹	Up to 31.3.14 ₹	As on 31.3.14 ₹	As on 31.3.13 ₹
LAND	-	176646382	2477565	0	0	179123947	0	0	0	0	179123947	176646382
OFFICE BUILDING	5%	86626042	0	0	0	86626042	43592662	2151669	0	45744331	40881711	43033380
OTHER BUILDING	5%	3000000	0	0	0	3000000	2307962	34602	0	2342564	657436	692038
VEHICLE	25.89%	9989364	0	191155	0	9798209	9387142	122608	0	9509750	288459	602222
FURNITURE & FIXTURE	18.10%	4166327	0	38650	0	4127677	3690346	83563	0	3773909	353768	475981
OFFICE EQUIPMENTS	13.91%	5798809	1475	469	0	5799815	5354447	61852	0	5416299	383516	444362
COMPUTER	40%	14819110	23710	0	0	14842820	14122535	284346	0	14406881	435939	696575
ELECTRICAL INSTALLATION & EQUIPMENTS	13.91%	796679	0	0	0	796679	738950	8030	0	746980	49699	57729
LIBRARY	100%	339776	0	0	0	339776	339776	0	0	339776	0	0
CURRENT YEAR TOTAL		302182489	2502750	230274	0	304454965	79533820	2746670	0	82280490	222174475	222648669
PREVIOUS YEAR TOTAL		301985671	297818	101000	0	302182489	76344001	3145318	44501	79533820	222648669	225641670

NOTE: Land and Buildings located at Cuttack, Bhubaneswar & Sambalpur were valued at ₹2273.32 Lakh during the year 07-08 based on valuation certificates of registered valuers resulting in an increase of ₹2006.75 Lakh in the Gross Block of fixed assets and the same is transferred to revaluation reserve during that year. Depreciation for the year was provided for on the revised values of building.



SCHEDULES FORMING PART OF THE BALANCE SHEET
SCHEDULE J - OTHER ASSETS

	Particulars	As at 31.03.2014 ₹	As at 31.03.2013 ₹
i	Stationery & Stores	490344	546641
ii	Advance to Employees	6033445	8238985
iii	Travelling Advance to Managing Director	-	-
iv	Deposit of Fees - under CPA	192615	192615
v	Other Recoverable Dues		
	(a) Amount Recoverable from State Govt. against Deputationists	26251	26251
	(b) Rent of Premises receivable	430200	205277
	(c) Advance to Advocates	1042130	1074330
	(d) Advance to Others	1728390	1731890
	(e) Amt. receivable from other organisation	-	1344942
	(f) Amount Receivable from Gratuity Fund & LIC	4982850	1233096
vi	Interest accrued but not due on deposits with bank	19643	7909514
vii	Agency Operation		
	(a) State Govt. Seed Money Disbursed	14401853	14423125
	(b) State Govt. M.M. Asst. Disbursed	3927995	3927995
	(c) IDBI Seed Capital Disbursed	1000000	1000000
	(d) SIDBI Seed Capital Disbursed	2123378	2123378
	(e) SIDBI NEF Disbursed	54335758	67138683
	(f) State Govt. Soft Loan Disbursed	1845284	1845284
	(g) Service charges IDBI seed capital recoverable	153600	153600
	(h) SIDBI MUN Soft Loan Fund Disbursed	134600	134600
	(i) Agency commission accrued	281920	267401
viii	(a) Funded Interest - SIDBI Refinance	179500000	179500000
	(b) Payment of Refinance Interest under protest	301386698	301386698
	(c) Interest Accrued on LISC under consideration of waiver	55257534	55257534
ix	Sale of Mort. Assets Settlement Account (Jt. Finance)		
	(a) IPICOL	34153228	39227945
	(b) Banks (Joint Finance)	1669876	1669876
	(c) IDCO	198149	198149
x	Advance Taxes	6113980	5098138
xi	Disputed payments-under protest	10439703	10439703
xii	Deposits against Court Directives	56613805	52133846
xiii	Security Deposit - Telephone	18000	18000
xiv	Security Deposit - Electrical Installation	273070	273070
xv	Advance payment of Loan to State Govt.	318384097	319054097
	TOTAL	1057158396	1077774663



SCHEDULES FORMING PART OF THE PROFIT AND LOSS ACCOUNT
SCHEDULE K - INTEREST ON BONDS & OTHER BORROWINGS

Particulars	2013-14 ₹	2012-13 ₹
1 Interest on SIDBI Refinance (Restructured)	1459726	-
Total	1459726	0

SCHEDULES FORMING PART OF THE PROFIT AND LOSS ACCOUNT
SCHEDULE L - FINANCIAL EXPENSES

Particulars	2013-14 ₹	2012-13 ₹
I Bank Charges & Commission	3501	2908
II Interest / Compensation Payment as per Court Directive	59732	1065705
III Service Tax	21727	165824
Total	84960	1234437



SCHEDULES FORMING PART OF THE PROFIT AND LOSS ACCOUNT
SCHEDULE M- PERSONNEL EXPENSES

	Particulars	2013-14 ₹	2012-13 ₹
i.	Salaries & Allowances		
(a)	Managing Director		
	Salary	-	-
	Business Support Service Exp	-	1185822
(b)	Others	82257298	96171664
(c)	Consolidated wages	59405	34305
ii.	Employer's contribution to EPF	8616652	10955237
iii.	Medical aid to staff	668250	849803
iv.	Insurance Premium paid on GIS	163323	177455
v.	Motivational benefit to Employees	-	622500
vi.	Contribution to Employees Group Gratuity Fund-LIC of India	7278255	6677776
vii.	Leave Encashment	384401	-
viii	Gratuity Payment	9866915	399270
ix.	Contribution to Employees Group Leave Encashment Fund-LIC of India	-	16421116
x.	Leave Salary Contribution - Deputationists	-	8958
xi.	Pension Contribution - Deputationists	-	5785
xii.	Employer's contribution to Staff Welfare Fund	27165	30155
xiii.	Ex-Gratia under-VRS	3076017	-
xiv.	HRD Expenses	-	30260
	SUB - TOTAL	112397681	133570106
xiv.	LESS VRS Assistance from State Govt.	0	189335
	TOTAL	112397681	133380771



SCHEDULES FORMING PART OF THE PROFIT AND LOSS ACCOUNT
SCHEDULE N- ADMINISTRATIVE EXPENSES

	Particulars	2013-14 ₹	2012-13 ₹
1	Travelling Expenses		
	I. Managing Director	1892	18284
	ii. Directors and Committee Members	-	-
	iii. Employees and others	273064	580687
2	Directors and Committee Members Sitting Fee	5000	-
3	Rent, Electricity & Water Charges	1631860	1962345
4	Computer Stationary	51795	249123
5	Printing & Stationary	211807	341346
6	Publicity & Advertisement	19193	31464
7	Business Promotion Expenses	-	7406
8	Repairs & Renewals	451700	209923
9	Computer Software	6400	74750
10	Audit Fees		
	(a) Statutory Audit	97500	97500
	(b) Tax Audit	17500	17500
	(c) Other Audit	-	-
11	AMC Fees & Expenses	289859	279494
12	Audit Expenses	19859	44381
13	Other Legal Expenses	9850	180925
14	Professional Fees & Expenses	484989	92076
15	Fees & Subscription	98901	74087
16	Newspapers & Periodicals	4501	26046
17	Rates, Taxes & Insurance	278231	342498
18	Vehicle Repair & Maintenance	63602	130250
19	Telephone Expenses	390130	517617
20	Fuel & Lubricants Expenses	420159	568488
21	Postage Stamps & Telegrams	77532	141594
22	Conveyance Expenses	965700	1091025
23	Vehicle hire Charges	110841	219792
24	Miscellaneous Expenses	1079211	1209133
25	Fees paid to Advocates	257010	25875
26	Telex & Fax	40	1288
27	Meeting Expenses	78720	136730
28	Computer Servicing Expenses	7250	7200
	TOTAL:	7404096	8678827



SCHEDULES FORMING PART OF THE PROFIT AND LOSS ACCOUNT
SCHEDULE O - INTEREST INCOME (ON LOANS & ADVANCES)

Particulars		2013-14	2012-13
		₹	₹
I.	Interest on Term Loans	82784943	69016313
ii.	Interest on Soft Loans	468458	265070
iii.	Interest on FITL	323615	267370
iv.	Penal Interest on Loan	34980889	28110518
v.	Interest on Standard Loan	5491285	2940965
vi.	Interest on H.P. Loan	-	79585
vii.	Interest on Short Term Loan	1107449	-
viii.	Interest on Commercial Loans to Employees	148245	110887
ix.	Int on Loan against Subsidy	61145	-
x.	Service Charge on Soft Loan from SIDBI	-	36307
xi.	Interest on Term Loan against NEF	721958	423006
xii.	Interest on Rephased Loan	557966	135435
xiii.	Pre-Payment Premium	-	9378
xiv.	Delayed Period Interest (OTS)	8772057	11795626
xv.	Interest on NEF Loan (OSFC Share)	12821	1348511
Total		135430831	114538971

SCHEDULES FORMING PART OF THE PROFIT AND LOSS ACCOUNT
SCHEDULE P - OTHER INCOME

Particulars		2013-14	2012-13
		₹	₹
i.	Interest on Term & Flexi deposits with Bank	19992893	20068337
ii.	Interest on SB Account	79670	122990
iii.	Sale of Forms	59602	97146
iv.	Sale of Project Profiles	14400	69500
v.	Right to Information Fees	4261	4322
vi.	Miscellaneous Income	635026	7794196
vii.	Other Income on regular basis	2010290	2326262
viii.	Interest on Staff Advances		
	(a) Interest on House Building Advance	1134777	4391502
	(b) Interest on Vehicle Advance	57860	25020
ix.	Misc. Receipt - Recovery Administration	190005	313600
x.	Agency Commission	14519	14234
xi.	Processing Charges	10500	203580
xii.	Income from other Fee based activities	777601	-
xiii.	Bad Debt Recovery	4961437	83190
xiv.	Up Front Fees	20500	136325
xv.	Insurance Commission	2154	11712
xvi.	Profit on Sale of Investment	606600	-
Total		30572095	35661916



SCHEDULES FORMING PART OF THE PROFIT AND LOSS ACCOUNT
SCHEDULE Q - INCOME & EXPENDITURES FOR PREVIOUS YEAR

(A)	Prior Year Income	2013-14 ₹	2012-13 ₹
i)	Amount appropriated as principal repayment earlier reversed and accounted as Interest income in 2012-13 on reconciliation (Baripada ₹ 23491 & Phulbani ₹ 7948)	-	31439
ii)	Insurance commission relating to FY 11-12 received in FY 13-14	14851	-
iii)	Interest Accrued on Flexi Deposits/ Term Deposits with Bank upto 31.03.13 but received/ credited to A/c in 2013-14 (Union Bank)	943023	-
iv)	Write back of expenditures excess provided in previous year	-	6255
v)	Appropriation of EDP Training Fees relating to FY 2011-12	222209	-
vi)	Appropriation of EDP Training Fees relating to FY 2012-13	148393	-
	TOTAL	1328476	37694
(B)	Prior Year Expenditure		
(i)	Arrear salary for the period 01-02-08 to 07-10-10 paid to Sri K N Khatai, IAS Ex-MD on 11-05-12	-	105818
(ii)	Depreciation on Computer items acquired in 2001-02 & 2002-03 accounted in 2012-13	-	41474
(iii)	Arrear Salary relating to FY-2011-12 paid to Ex-employees	5897	126990
(iv)	Interest income reversal at Rourkela Branch on reconciliation of Loan account which was wrongly appropriated in earlier years	4887456	24298
(v)	Depreciation on Electrical Installation & Equipments for 2006-07 accounted in 2012-13	-	6827
(vi)	Arrear Salary & allowances and Employer Contribution to EPF of earlier years on revised 5th pay paid	-	10965
(vii)	Adjustment of Subvention out of Advance payment of Loan to Govt. on reconciliation with AG (A & E, Odisha) regarding Investment & Loan Outstanding as per Finance Account	570088	-
(viii)	Wrong booking of expenditure on 20-01-2011 rectified in 2012-13	-	2829
(ix)	Refund of Processing Charges in 2013-14 received in earlier years	69000	-
(x)	AMC fees for UPS paid as prepaid expenses regularised in 2012-13	-	18751
(xi)	Medical Aid relating to earlier years sanctioned and accounted by adjustment of Medical Advance in 2013-14	202834	-
(xiii)	Interest on EPF investment wrongly credited to OSFC A/c instead of EPF A/c in 2011-12 rectified in 2012-13	-	346306
(xiv)	Expenses made in 2011-12 wrongly booked under Provision for Expenses head without creation of Provisions rectified in 2012-13	-	230726
(xv)	Rent of premises paid at Bhawanipatna Branch on 20.03.2002 wrongly booked under Land Head, rectified in 2012-13	-	54000
	TOTAL	5735275	968984
	NET (B) - (A)	4406799	931290



SCHEDULE - 'R'

SIGNIFICANT ACCOUNTING POLICIES

1. GENERAL

1.1 The accompanying Financial Statements are prepared on historical cost convention (other than revalued Land & Building) by following going concern concept and conforming to the prevailing statutory provisions and practices, unless otherwise stated.

1.2 Method of Accounting

In accordance with the norms prescribed by SIDBI for adoption of uniform Accounting policies and practices by SFCs, the Corporation has been following Mercantile System of accounting with an exception relating to the Interest Income on Non Performing Assets (NPA) which is accounted for on actual receipt/ realization basis.

2. INCOME RECOGNITION

2.1 Income are accrued except in the case of Non-Performing Assets where it is recognized upon realization as per prudential norms of RBI / SIDBI.

2.2 Interest on Lending

The Corporation is charging Interest on the Loan accounts of assisted units (financed from FY-2010-11 onwards) on monthly compounding basis due for payment on 6th of every month.

2.3 Accounting of Receipts

The Corporation follows the policy of crediting the cheques recovered on the loanee account only on realization except on 31st March . The cheque received on 31st March against NPA accounts are accounted on receipt basis of 31st March & subsequently realised. Effects in the subsidiary ledger of Loan Accounts are given from the date of realisation.

3. WRITING OFF LOANS

Bad debts are written off through the NPA provision Account. After adjustment of provision residual amount are charged to the Profit & Loss Account. In case of subsequent recovery of Bad debts already written off, recovered amount is recognized as other income in the year of receipt.

4. INVESTMENTS

Investment in Equity Shares are considered as current investments and are valued at lower of cost / market value as per guidelines issued by SIDBI/ RBI. Investments are stated at purchase price less provisions for erosion in the value of investment made, in accordance with the guidelines prescribed by SIDBI.

5. LOANS & ADVANCES & APPROPRIATION OF RECEIPTS/RECOVERIES

5.1 The assets under loans and advances have been classified as per prudential norms set by SIDBI/RBI.



5.2 The Miscellaneous Expenses on loans and advances recoverable from the loanees are being shown under Loans & Advances.

5.3 Amounts received from loanees are credited in the books of accounts and appropriated in the following order.

1st Other charges, 2nd Additional and Penal interest, 3rd Interest Accrued & due, Last Principal. However, in case of One Time Settlement(OTS), sale of Seized Assets U/s 29 of SFCs Act and rephasement / reschedulement cases appropriation are made in the following manner,

One Time Settlement (OTS) Case	Sale of Assets U/s 29 of SFCs Act cases	Rephasement/Re-schedulement cases
1 st - Principal	1 st - Other charges	1 st Other charges
2 nd Other charges	2 nd - Principal	2 nd Interest & Penal Interest (on funded capital & unrephased portion of loan) & unrephased portion of loan)
		3 rd principal overdues of rephased/Funded capital/ unrephased portion of Loan (1 st due 1 st adjustment basis)
3 rd Additional & Penal Interest	3 rd Additional & Penal interest	4 th principal of rephased / Funded capital.
Last Interest Accrued & due	Last Interest Accrued & due	5 th Principal of unrephased & portion of loan
		6 th Interest on FITL
		Last Funded Interest Term loan (FITL)

6. SHARING OF SALE PROCEEDS ON JOINT FINANCING CASES

6.1 Sharing of sale proceeds realised on sale of assets of joint financed cases u/s 29 of SFCs Act 1951 are made on prorata basis on loan outstanding/ principal outstanding of financers with mutual acceptance and consent.

6.2 In the case of Joint Finance Single documentation is done at OSFC level as per the mutual understanding with the Co-Financers.

7. FIXED ASSETS

7.1 Fixed assets are recorded at their historical cost and are stated at historical cost less accumulated Depreciation or at their present replaceable value, wherever revalued.

7.2 Capitalisation of Assets

The Corporation is following the practice of capitalisation of assets at the time of put to use on the basis of cost of acquisition & other expenses directly related thereto.



8. DEPRECIATION

Depreciation on fixed assets is provided on written down value method at the rates prescribed under Schedule - XIV of Companies Act, 1956 in accordance with the guidelines set by SIDBI for SFCs as follows.

Rate of Depreciation

Building	-	5%
Office Vehicle	-	25.89%
Furnitures & Fixtures	-	18.10%
Office Equipments	-	13.91%
Library	-	100%
Computers-Hardware & Software	-	40%
Electrical Installation & Equipments	-	13.91%

In case of additions to fixed assets during the year, depreciation is charged on pro-rata basis from the date of addition of the fixed assets and in case of sale/ transfer/ deletion of fixed assets the depreciations charged up to the date of the sale / transfer / deletion of the asset.

9. RETIREMENT BENEFITS TO EMPLOYEES: (AS 15)

- Provident Fund - The Corporation is having its own P.F. Regulations. Contribution to the Provident Fund are remitted to Board of Administrator, OSFC Employees Provident Fund and charged to P & L Account.
- Gratuity and leave encasement benefits to Employees are covered by OSFC Group Gratuity-cum-life Assurance Scheme and Group leave Encashment Scheme respectively adopted by the Corporation.
- Liability towards Gratuity and Leave encashment salary payable to employee are determined by Life Insurance Corporation of India under the Group Gratuity Scheme and Group leave encashment Scheme of LIC of India. Premium paid to LIC of India against such Schemes & payments made to employees towards gratuity & Leave Encashment salary to the extent not covered by the Group Gratuity Scheme & Group Leave Encashment scheme of LIC are charged to the Profit & Loss Account.

10. ASSET CLASSIFICATION AND PROVISIONING

- Loan Assets are classified based on record of recovery as standard, sub-standard, doubtful and loss and accordingly provision is made as per guidelines issued from time to time to SFCs by IDBI /SIDBI as under :

Provisions

- Standard Assets - @0.25% of Loan Assistance to MSME, @0.40% of others and @1% of CRE and Restructured Accounts @2.75%.
- Sub-Standard Assets - General @15%, unsecured portion @25%, exposure to Infrastructure lending against Escrow Account/ Infrastructure loan @20%
- Doubtful Assets - 25% / 40% / 100% of loan assistance depending on the period for which the loan /assistance has remained doubtful. (25% in case of assets remained doubtful for up to 1 year and 40% in case of assets remained doubtful beyond 1 year and up to 3 years and @100% in case of assets remained doubtful beyond 3 years). Unsecured Doubtful Loan 100%
- Loss Assets - The entire loan (i.e. 100%)



- (b) As per the guidelines issued by SIDBI vide No.592/SFCs (CELL) NPA dated.22/05/2001 provisions made against Standard Assets are not reckoned for arriving at net NPAs. Contingent Provisions against Standard Assets are shown under current liabilities & provisions and are eligible item for inclusion in Tire-II Capital.
- (c) As per the guide lines issued by SIDBI vide circular no. 204/DFIDD/SFCs Dt.08.04.02 treatment of provisions against NPA are provided for in the Profit & Loss Account of the year (above the line) and the current profit i.e. profit for the year determined accordingly

11. CAPITAL ADEQUACY STANDARDS/RISK WEIGHT ON ASSETS

Capital Adequacy Ratio has been calculated based on the standards and guidelines issued by SIDBI from time to time to SFCs. Risk weight attached to Assets are as under

	Assets	Risk Weights
i)	Cash Balance, Bank Balance with RBI	Nil
ii)	Balance in Current Accounts with Scheduled Banks & Funds in transit	20%
iii)	Investments in Govt. Guaranteed Securities of Govt. Undertakings	20%
iv)	Other Investments	100%
v)	Loans and Advances	100%
vi)	Fixed Assets	100%
vii)	Other Assets	100%

12. AGENCY FUNCTIONS

- The funds received from State Government /SIDBI are classified as liabilities.
- The Loans given from these funds are shown separately from the loans given by the Corporation from its own funds under Other Assets.
- Such loans are not eligible for NPA provisioning purposes
- Recoveries made against such loans are accounted for as liabilities refundable to the principal.

13. PROVISIONS, CONTINGENT LIABILITIES/ ASSETS (AS 29)

Contingent Liabilities are disclosed by way of notes. Contingent Assets are not recognized. Provisions involving substantial degree of estimation in measurement are recognized when there is a present obligation as a result of past events and it is probable that there will be an outflow of resources.

14. PRIOR PERIOD ADJUSTMENT

Considering the nature of Business all prior period adjustment including those ascertained and determined during the year are accounted as prior period items.

As per our Report of even date

For G.P.MISHRA & CO.
Chartered Accountants

Sd/- (P.K.Samantaray) DGM, (FAD) OSFC
Sd/- (B.K. Sahoo) JGM OSFC
Sd/- (N. Palai) MANAGING DIRECTOR OSFC
Sd/- (F.M. Naik) DIRECTOR OSFC
Sd/- (A.R. Mohanty) DIRECTOR OSFC
Sd/- (G.P. Mishra) Membership No.053398 PROPRIETOR



SCHEDULE 'S' NOTES ON ACCOUNTS

1. SHARE CAPITAL

- 1.1 Approval of State Govt. u/s 4(3) of SFCs (Amendment) Act 2000 for allotment of shares is awaited ₹ 3357.55 lakh. (₹ 3358.55 lakh)
- 1.2 Against Special Share Capital received U/s 4(A) of the SFCs Act 1951 for ₹ 300 lakh, the Corporation has disbursed Soft Loan of ₹ 411.73 lakh and the outstanding amount of such soft loan as on 31.3.2014 is ₹ 203.43 lakh. (₹ 207.67 lakh)
- 1.3 Investment outstanding and Loan outstanding as per Finance Account of State Govt. have been reconciled

2. RESERVE FUNDS AND SURPLUS

- 2.1 In terms of Sec-36(1) (viii) of the Income Tax Act 1961, Corporation has transferred ₹ 10.24 Lakh to Special Reserve calculated at 20% of the current year profit of ₹ 51.18 Lakh. (Pr. yr. ₹ 11.96 Lakh)

3. DIVIDEND PAYABLE

- 3.1 No dividend for the year has been declared for non-availability of surplus due to accumulated loss as on 31.03.2014
- 3.2 Dividend of ₹ 6007.50 has been paid to 'D' class Shareholders towards MGD upto FY 1999-2000. Out of which ₹ 1035.00 in respect of 5 nos. of Share holders have returned unpaid and transferred to unclaimed dividend A/c shown under other liabilities head schedule - E.

4. OTHER LIABILITIES

- 4.1 Sundry deposit includes ₹ 656.00 Lakh (₹ 661.00 Lakh) towards sale proceeds of assets jointly financed by Odisha State Financial Corporation, IPICOL & SBI. Sharing of the same among Co-financer is under the process of reconciliation and confirmation.
- 4.2 During the year under OTS scheme approved by the State Government, the Corporation has settled Agency loans like State Government Seed money, Soft loan and Margin Money Assistance and sacrifices made thereon are as under.
- 4.2.1 Seed money
3(22) loan accounts are settled and ₹ 0.14 (₹ 2.66) Lakh has been realized. A sum of ₹ 0.48 (₹ 4.81) Lakh has been waived / sacrificed involving principal ₹ 0.06 (₹ 0.31) Lakh and interest ₹ 0.42 Lakh (₹ 4.50 Lakh).
- 4.2.2 Soft loan
1 loan account (2) is settled and ₹ 0.13 (₹ 0.21) Lakh has been realized. A sum of ₹ 0.47 Lakh (₹ 0.43 lakh) has been waived / sacrificed involving principal nil (nil) and interest ₹ 0.47 lakh (₹ 0.43 Lakh).

5. LIABILITIES FOR RETIREMENT BENEFITS

- 5.1 For payment of Gratuity and Encashment of Leave Salary, the Corporation employees are covered under Group Gratuity Scheme & Group Leave Encashment Scheme of LIC of India.
- 5.2 Employees Provident Fund is governed under its own P.F. Regulations formulated with prior approval of State Government and RBI. The fund is managed by the Board of Administrators.
- 5.3 Gratuity liability as per amended provisions of Gratuity Act 1972 and Leave Salary Encashment liability as per Regulation 83(1) (d) of OSFC Staff Regulation 1975 as per actuarial valuation by LIC has been fully provided for.
- 5.4 As per actuarial valuation made by LIC, total liability as on 01.03.14 (the renewal date of policy) comes to ₹ 731.65 lakh under GGS & ₹ 609.25 lakh under GLES. Funds available with LIC stands at ₹ 699.54 lakh & ₹ 630.29 lakh respectively as at 31.03.14



6. OTHER STAFF LIABILITIES

- 6.1 Arrear Pay and Allowances on a/c of 6th Pay revision and arrear DA (@27%) payable for the period upto 2013-14 not provided pending sanction of Govt.

7. LOANS AND ADVANCES

- 7.1 Letters seeking confirmation of outstanding balances in Loan Accounts were sent by the Corporation to borrowers, except cases under litigation. Balance in respect of loanees accounts have been treated as confirmed where there is no dispute regarding the demand notices (which includes outstanding amount) sent by the Corporation. Continuing with the process of reconciliation and adjustment the net difference between General Ledger and Sub Ledger amounting to ₹10.03 Lakh (Pr. Yr. ₹11.88 Lakh) has been fully provided for.
- 7.2 The loans and advances have been shown net of funded interest term loan of ₹2588.04 Lakh (last year ₹2666.82 Lakh)
- 7.3 During the year, 203 loan (399) accounts are settled under OTS and ₹558.13 lakh (₹1810.78 lakh) has been realised. The Corporation waived/sacrificed Interest/penal interest amounting to ₹4023.19 lakh (₹9563.34 lakh) and principal of ₹0.56 lakh (₹1.89 lakh) for settling these accounts under OTS out of which ₹0.55 (₹1.73 lakh) has been adjusted from provisions and balance 0.01 lakh (₹0.16 lakh) written off as bad debts. The interest sacrifice / waiver is made from Loan Memorandum Account.
- 7.4 As on 31.3.2014, Interest dues of ₹2803.23 (₹2550.65 Crore) is outstanding for recovery on loan accounts of NPA Loanees as per Loan Memorandum Account, which is not recognized as income.
- 7.5 Interest income of ₹317.40 Lakh (Previous year ₹605.42 Lakh) of earlier years reversed and appropriated towards Principal under OTS is adjusted against provisions written back and net effect amounting to ₹46.17 Lakh (Previous year ₹218.67 Lakh) is considered in Profit and Loss account.
- 7.6 During the year, the Corporation had advertised for sale of assets in respect of 37 nos of units (70 nos) u/s 29 of the SFCs Act 1951. Out of these, 16 nos. (30 nos.) of units could be sold for a total amount of ₹211.50 lakh (Principal outstanding was ₹332.38 lakh). During this year, sale in 16 cases (25 cases) could be materialised for ₹227.00 lakh (Principal balance dues against these cases stands at ₹525.00 lakh as on 31.03.14)
- 7.7 Corporation filed money suit U/S 31 of SFCs Act 1951 in respect of 729 nos. of units involving ₹37927.02 lakh (746 nos. ₹23351.33 lakh)

8. FIXED ASSETS

- 8.1 Title ownership in respect of premises located at Bhubaneswar, Khurda, Balasore, Sambalpur, Cuttack (Madhupatna) and Rourkela are transferred in favour of the Corporation. Transfer of ownership formalities in respect of OMP Square, Cuttack, Phulbani and Keonjhar are under process for execution.
- 8.2 Land and Building shown under schedule 'I' is inclusive of ₹32.50 lakh representing the cost of Hotel Alankar (P) Ltd., acquired by the Corporation but the possession thereof could not be taken due to dispute.



9. INCOME TAX & SERVICE TAX

- 9.1 No provision for Income Tax for the year has been made, as the liability for the same does not arise.
9.2 E filing of service tax return has been made upto date.

10. CLASSIFICATION OF ASSETS & PROVISIONING THEREOF

10.1 The assets classification and provisioning thereof is made as follows: (₹ Crore)

Asset Category	Outstanding Loans		Rate of Provisions		Provision		Net Assets (Loan Outstanding)	
	As on 31.03.14	As on 31.03.13	Current Year	Previous Year	As on 31.03.14	As on 31.03.13	As on 31.03.14	As on 31.03.13
Standard								
Direct Loan Regular	3.49	3.21	0.25%	0.25%	0.014	0.008	3.49	3.21
Direct Loan - Restructured A/c	0.00	0.20	2.75%	-	0.000	0.005	-	0.20
Personal Loan	0.16	0.33	0.40%	0.40%	0.000	0.001	0.16	0.33
Vehicle & Housing Loan	0.47	0.63	0.40%	0.40%	0.003	0.003	0.47	0.63
	4.12	4.37			0.017	0.017	4.12	4.37
NPA								
Sub Standard	0.23	0.21	15%	15%	0.034	0.032	0.196	0.178
Doubtful - I	0.34	0.17	25%	25%	0.085	0.042	0.255	0.128
Doubtful - II	108.52	128.24	40%	40%	43.408	51.296	65.112	76.944
Doubtful - III	46.65	36.84	100%	100%	46.65	36.84	-	-
Loss	117.30	118.34	100%	100%	117.30	118.34	-	-
Total (NPA)	273.04	283.80			207.48	206.55	65.563	77.25
Grand Total	277.16	288.17			207.49	206.56	69.683	81.62

- Standard Assets as on 31.03.14 includes ₹0.46 Cr representing House Building Advance (including Interest Accrued) and ₹0.01 crore representing vehicle advance to employees disclosed under Advance to Employees - Other Assets - Schedule J.
 - Loan outstanding and Net Assets as on 31.03.14 includes Principal + Other Charges.
 - As per RBI/ SIDBI norms, no netting is required for provision for standard assets.
- 10.2 In respect of consortium finance cases the classification of loans and advances is done based on the record of payment of borrower with the Corporation.
- 10.3 Valuation of Industrial and collateral securities as per advice of SIDBI for classification of assets is under process.

11. SEGMENT REPORTING (AS-17)

The Corporation operates as a single unit with single profit centre and has concentrated mainly on its term lending activity. It has started few non fund based activities like sale of the products of GIC of India also but the segment of non fund based activity has not been reported as the same are not reportable segment as per AS-17 issued by ICAI.



12. DEFERRED TAX ASSETS & LIABILITIES (AS-22)

Since the Corporation has incurred loss in the past and considering the huge available carry forward losses and allowances/ prudence factor, there dose not seem to be any reasonable certainty that sufficient future taxable income will be available against which the deferred taxes assets could be realized therefore, no provision has been made towards deferred tax assets / liabilities in accordance with AS-22.

13. CONTINGENT LIABILITIES ENVISAGED BY THE CORPORATION

Estimates

- i. 99 nos. of cases filed against the Corporation involves claims of ₹ 60.50 Crore (107 cases ₹ 63.97 Crore)
- ii. Consultancy Fees of ₹ 5.00 lac payable to AXIS Bank Ltd.
- iii. VR benefits held up in respect of 10 voluntary retirees ₹ 0.21Cr (Pr.Yr.10 nos. ₹ 0.24 Cr) and interest for delay in refund of VR assistance to Government ₹ 0.05 Cr.
- iv. Arrear DA payable @27% amounting to ₹ 1.42 Cr upto 31.03.14
- v. Arrear Pay and Allowances payable on Account of 6th Pay revision

14. RELATED PARTIES DISCLOSURES

As required by the Accounting Standard-18 issued by the Institute of Chartered Accountants of India, the disclosure of details pertaining to related party transactions are as follows:

The Key Management personnel of the Corporation during the year

- (i) Sri Panchanan Dash, ISS, Chairman
 - (ii) Sri Nityananda Palai, IAS, Managing Director
- | | | |
|--|---|-----|
| Gross salary including perquisites / Honorarium | - | Nil |
| Outstanding Balance of loans as on 31.03.14
in respect of above persons | - | Nil |
| Interest on Loan granted to Key Managerial person | - | Nil |
15. Disclosure Requirements in terms of chapter II of the SEBI (Substantial Acquisition of Shares and Takeovers) Regulations, 1997 - Nil

16. GENERAL

16.1 COMPUTERISATION

Accounts of the Corporation are maintained and generated through Application Softwares of Financial Accounting System (FAS) and Loan Accounting System (LAS). Both the systems are in operation at Branch Office and Head Office. Transfers of Data are made through Internet / Captive Email account for integration / consolidation.

- 16.2 Prior period expenses shown in the Profit & Loss Account is the net of credit/Prior period income of ₹ 1328476 (₹ 37694.00)
- 16.3 The Corporation has no suppliers / vendors as such to be classified as required by Micro, Small and Medium Enterprises Developments Act 2006.
- 16.4 Figures have been rounded up to the nearest rupee.
- 16.5 Figures mentioned in the brackets relate to previous year
- 16.6 Previous year's figures have been regrouped/rearranged and reclassified, wherever considered necessary.



17. DISCLOSURE REQUIREMENT AS PER SIDBI GUIDELINES VIDE

CIRCULAR NO.355/SFC(CELL) DT.4.5.2001

CAPITAL

CAPITAL ADEQUACY

STATEMENT OF CAPITAL FUNDS RISK ASSETS AND RISK ASSET RATIO				₹ Lakh
1	CAPITAL BASE	Core Capital	Tier-II Capital	TOTAL Capital
	Ordinary Share Capital	41533.85	-	41533.85
	Loan pending conversion to Share Capital	-	-	0
	Free Reserve & Surplus	417.25	-	417.25
	Provision on Standard Assets	-	1.72	1.72
	Assets Revaluation Reserve (₹ 2006.75 lakh discounted at 55%)	-	903.04	903.04
	Total	41951.10	904.76	42855.86
	Accumulated loss	39949.97	-	39949.97
	Net Capital Base	2001.13	904.76	2905.89

2	Risk Weight Adjusted Assets	Amount as per Balance Sheet (Book Value)	Risk weight %	Risk Products Amount
A)	On Balance Sheet Items			
a)	Cash & Bank Balance			
	Cash / Stamp in Hand	36.52	0%	0
	Bank Balance with Nationalised/Scheduled Banks and in transit.	67.70	20%	13.54
	Short Term Deposits with Banks	1579.30	20%	315.86
	Total:-	1683.52		329.40
	b) Investments	-	100%	-
	c) Loans and Advances(including other charges)	6920.88	100%	6920.88
	d) Fixed Assets (Net)	2221.74	100%	2221.74
	e) Other Assets			
	Staff Advance	60.33	20%	12.07
	Others	10511.25	100%	10511.25
	f) Intangibles	-		-
	Total Assets (A)	21397.72		19995.34
(B)	Off Balance Sheet Items			
	i. Guarantees	-	100%	-
	ii. Claims against the Corporation	6049.93	100%	6049.93
	iii. Contingent Liabilities	-	100%	-
	iv. Other Items			
	TOTAL (B)	6049.93		6049.93
	GRAND TOTAL (A+B)	27447.65		26045.27



RISK BAND - RISK BASED ASSETS

Risk Band	Total Amount (including OBS)	Loss Reserves Intangible	Net Amount	Net Risk Weighted Value
Zero Risk	36.52	0	36.52	0
20% Risk	1707.33	0	1707.33	341.47
100% Risk				
BS	19653.87	0	19653.87	19653.87
OBS	6049.93	0	6049.93	6049.93
TOTAL	27447.65	0	27447.65	26045.27

a) CAPITAL TO RISK ASSETS RATIOS/RISK BASED CAPITAL RATIOS

(i) CORE CRAR	=	<u>Net Capital Base</u>	<u>2001.13</u>	=	7.68%	[Pr. Yr. 7.83%]
		<u>Net Risk Weighted Assets</u>	<u>26045.27</u>			
(ii) Supplementary CRAR	=		<u>904.76</u>	=	3.47%	[Pr. Yr. 3.63%]
			<u>26045.27</u>			
CRAR (i+ii)			<u>2905.89</u>	=	11.16%	[Pr. Yr. 11.46%]
			<u>26045.27</u>			

b) NET WORTH → ₹ 20.01 Cr (Pr. Yr. 19.51 Cr.)

The amount of subordinate debt raised during the year as Tier-II Capital :

	Nil		Nil	
	As on 31-03-14		Previous Year (₹ lakh)	
	Gross	Net	Gross	Net
Risk weighted assets	27447.65	26045.27	26897.63	24901.66

c) Share holding pattern as on the date of the Balance Sheet is as follows : (₹ lakh)

	Ordinary Paid up Share Capital		Special Share Capital		Sub Total		Share Deposits Pending Allotment	Total
	No	Amt.	No	Amt.	No	Amt.		
State Government	34121495	34121.495	150000	150.00	34271495	34271.495	0.50	34271.995
SIDBI	3738935	3738.935	150000	150.00	3888935	3888.935	2083.149	5972.084
IDBI Bank	-	-	-	-	-	-	1273.899	1273.899
Insurance Companies	8060	8.060	--	--	8060	8.060	-	8.060
Sheduled Banks	6300	6.300	--	--	6300	6.300	-	6.300
Co-Op.Banks	1340	1.340	--	--	1340	1.340	-	1.340
General Public	175	0.175	--	--	175	0.175	-	0.175
Total	37876305	37876.305	300000	300.00	38176305	38176.305	3357.548	41533.853



Asset quality and credit concentration

d) Percentage of net NPAs to net Loans & Advances - 94.08% (94.64%)

e) Amount and % of net NPAs under the prescribed asset classification categories - (₹ Crore)

	<u>As on 31.3.14</u>		<u>Previous Year</u>	
	Net NPA Amt.	% to total Net NPAs	Net NPA Amt.	% to total Net NPAs
i) Sub-standard	0.196	0.30%	0.178	0.23%
ii) Doubtful	65.367	99.70%	77.072	99.77%
	65.563		77.25	

f) Amount of provisions made during the year towards

	<u>As on 31.3.14</u>	<u>(Previous Year)</u>
Standard Assets-	-	(-) 0.01 Cr.
NPAs	4.57 Cr	4.47 Cr
Investments-	Nil	Nil
Income Tax-	Nil	Nil

g) Movement of Net NPAs Against

	<u>As on 31.3.14</u>	<u>Previous Year</u>
Sub-Standard Assets	₹ 0.018 Cr. (Incre. by 10.11%)	₹ 0.162 Cr. (Decre. by 47.65%)
Doubtful Assets	₹ 11.703 Cr. (Decre. by 15.18%)	₹ 11.288 Cr. (Decre. by 12.77%)
Total	₹ 11.721 Cr. (Decre. by 15.17%)	₹ 11.45 Cr (Decre. by 12.91%)

h) Credit exposure as % to Capital funds and as % to Total assets - (₹ Lakh)

	<u>As on 31.03.14</u>			<u>Previous Year</u>		
	<u>Total Credit Exposure</u>	<u>% to Capital fund</u>	<u>% to total assets</u>	<u>Total Credit exposure</u>	<u>% to Capital fund</u>	<u>% to total assets</u>
i) The largest single borrower	278.06	13.90%	1.30%	278.06	14.25%	1.18%
ii) The largest borrower group	828.63	41.40%	3.87%	828.63	42.47%	3.53%
iii) The 10 largest single borrower	1911.75	95.53%	8.93%	1911.75	97.99%	8.13%
iv) The 10 largest borrower groups	1705.69	85.24%	7.97%	1718.72	88.10%	7.31%

i) Credit exposure to the five largest Industrial sectors as % to Total loan assets:

As on 31.3.14

Largest Industrial Sectors	Total Credit Exposure (₹ in Crore)	% Total Loan Assets
1. Food manufacturing	27.72	10.02%
2. Other Chemical & Chemical Products	19.83	7.17%
3. Services :		
Hotels	8.43	3.05%
Transport	34.05	12.31%
Other Services	21.51	7.78%
4. Textiles	16.55	5.98%



5. Basic Metals	15.42	5.58%
6. Paper & Paper products	9.71	3.51%
7. Other Industries	96.60	34.95%

LIQUIDITY

j) Maturity pattern of Rupee
Assets & Liabilities - (₹ Crore)

Items	Less than or equal to 1 yr.	More than 1 yr upto 3 yrs.	More than 3 yrs upto 5 yrs	More than 5 yrs upto 7 yrs.	More than 7 yrs upto 10 yrs	More than 10 yrs	Total
Rupee Assets	19.07	55.71	137.95	-	-	400.75	613.48
Rupee Liabilities	18.82	73.24	103.37	-	-	418.05	613.48
Difference	0.25	(-) 17.53	34.58	-	-	(-) 17.30	-

k) Maturity pattern of foreign currency
Assets and Liabilities - Nil (There is no foreign currency assets and liabilities.)

l) OPERATING RESULTS

a) Interest Income as % to average working fund	<u>1354.31</u>	=	6.03%	(Pr.Yr. 4.74%)
	22449.34			
b) Non- Interest income as a % to average working funds:	<u>305.72</u>	=	1.36%	(Pr.Yr. 1.48%)
	22449.34			
c) Operating profit as a % to average working funds	<u>503.03</u>	=	2.24%	(Pr.Yr. 2.14%)
	22449.34			
d) Return on average assets	<u>51.18</u>	=	0.23%	(Pr.Yr. 0.25%)
	22449.34			
e) Net Profit per employee	<u>51.18</u>	=	0.24 lakh	(Pr.Yr. 0.25lakh)
	209			

18. The disclosure requirements under the RBI guidelines Dt. 7.7.1999 on Forward rate agreements and Interest rate swap

During the year the Corporation has not made any such transaction. Nil

As per our Report of even date

For G.P.MISHRA & CO.
Chartered Accountants

Sd/- (P.K.Samantaray) DGM, (FAD) OSFC	Sd/- (B.K. Sahoo) JGM OSFC	Sd/- (N. Palai) MANAGING DIRECTOR OSFC	Sd/- (F.M. Naik) DIRECTOR OSFC	Sd/- (A.R. Mohanty) DIRECTOR OSFC	Sd/- (G.P. Mishra) Membership No.053398 PROPRIETOR
--	-------------------------------------	---	---	--	---



ANNEXURE-I

**PARTICULARS IN RESPECT OF LOANS AND ADVANCES FORMING PART OF
SCHEDULE - H**

(₹ lakh)

As at 31.03.2013	PARTICULARS	As at 31.03.2014
1	Particulars of Loans & Advances	
17621.44	(a) Debts considered good in respect of which the Corporation is fully secured (out of this loan amounting Rs.15765.75 (16886.92) lakh also covered by personal guarantees)	16500.27
10265.91	(b) Debts fully secured but under litigation	10341.05
27887.35	Total (a) + (b)	26841.32
-	(c) Debts due by concerns in which one or more Directors of the Corporation is interested as Directors, Partners or Proprietors or Managing Agents or in case of Private Ltd., Companies as members excluding Nominee Directors u/s. 27 of SFCs Act.	
-	(d) Total amount of loans disbursed during the year to concerns in which one or more Directors of the Corporation is interested as Directors, Partners or Proprietors or Managing Agents or in case of Private Limited Companies as members including Nominee Directors U/s.27 of SFCs Act.	
20301.99	(e) (i) Total amount of instalment whether of principal or interest of which default was made at any time during the year.	16910.03
21194.39	(ii) Total amount of instalment whether of principal or interest of which default was made at the end of the year (excluding cases U/s 31 and 29 of SFCs Act).	20399.40
-	(iii) Total amount of instalment whether of principal or interest overdue by concerns in which the Directors of the Corporation are interested excluding Nominee Directors U/s. 27 of SFCs Act.	-
23351.33	(iv) Total amount due from industrial concerns against whom legal action has been taken for recovery of the dues U/s 31 of the SFCs Act (incl. Trawlers) taken over by the Corporation U/s 29 of the SFCs Act.	23004.33
734.52	(v) Debts guaranteed by the State Govt. Schedule Banks or State Co-operative Banks.	734.52
2	Classification of Loans and Advances according to the size of the industrial units.	
19102.83	(i) Debts due from Small Scale Industrial concerns	18520.51
8784.52	(ii) Debts due from concerns other than those included under (i) above.	8320.81
27887.35	Total	26841.32



3	Classification of Loans and Advances according to the Constitution of the Industrial Units.	
9741.88	(a) Proprietary	9394.46
1775.44	(b) Partnership	1610.48
-	(c) Hindu Undivided Family	-
307.99	(d) Co-operatives	307.99
15114.68	(e) Private Limited Companies	14581.03
947.36	(f) Public Limited Companies	947.36
-	(g) Trusts	-
27887.35	Total	26841.32



**ODISHA STATE FINANCIAL CORPORATION
CASH FLOW STATEMENT**

PARTICULARS	For the Year ended on March 31 ST 2014 (CURRENT YEAR) ₹	For the Year ended on March 31 ST 2013 (PREVIOUS YEAR) ₹
(A) CASH FLOW FROM OPERATING ACTIVITIES		
Profit before Tax	9,524,723	6,911,731
Add: - Depreciation	2,746,670	3,145,318
Cash from Operations (i)	12,271,393	10,057,049
ADJUSTMENTS FOR OPERATING ASSETS / LIABILITIES & OTHER EXPENDITURES		
Increase / (Decrease) in Liabilities		
Borrowings	(80,000,000)	(126,101,539)
Other Liabilities	(135,339,975)	(13,753,333)
Decrease / (Increase) in Assets		
Loans and Advances	117,807,328	103,839,142
Other Assets	20,616,267	12,153,519
Other Expenditures		
Direct Taxes Paid		-
Net Prior Period Adjustment	(4,406,799)	(931,290)
Net Cash Used in Operating Liabilities/ Assets & Expenditures (ii)	(81,323,179)	(24,793,501)
Net Cash (Used in)/ Flow from Operating Activities. (i) + (ii)	(69,051,786)	(14,736,452)
B) CASH FLOW FROM INVESTMENT ACTIVITIES		
Purchase of Fixed Assets	(2,502,750)	(297,818)
Adjustment of depreciation for earlier year	-	44,501
Redemption of Investment (Net)	1	-
Sale of fixed Assets	230,274	101,000
Net Cash from investment activities	(2,272,475)	(152,317)
C) OTHER CASH FLOWS (from financial activities)		
Increase / (Decrease) in Share Capital/ Subordinated Debts	(99,912)	-
Adjustment of Reserve towards Int. Accrued upto 31.03.83	-	-
Net Cash Flow from Other/ Financial Activities	(99,912)	-
NET CASH FLOW/NET CASH USED DURING THE YEAR (A+B+C)	(71,424,173)	(14,888,769)
Net increase / (decrease) in cash and Cash equivalents	(71,424,173)	(14,888,769)
Cash & Cash equivalents at beginning of the year	239,776,904	254,665,673
Cash & Cash equivalents at the end of the year	168,352,731	239,776,904

As per our Report of even date

**For G.P.MISHRA & CO.
Chartered Accountants**

Sd/- (P.K.Samantaray) DGM, (FAD) OSFC	Sd/- (B.K. Sahoo) JGM OSFC	Sd/- (N. Palai) MANAGING DIRECTOR OSFC	Sd/- (F.M. Naik) DIRECTOR OSFC	Sd/- (A.R. Mohanty) DIRECTOR OSFC	Sd/- (G.P. Mishra) Membership No.053398 PROPRIETOR
--	-------------------------------------	---	---	--	---



**SUB SCHEDULES FORMING PART OF SCHEDULE- F
CASH & BANK BALANCES**

Balance with Scheduled Banks in Current Accounts

Particulars	As at 31.03.14 ₹	As at 31.03.13 ₹
<u>At Head Office</u>		
Central Bank of India, Mahatab Road,Cuttack	884758	430200
Union Bank of India, College Square,Cuttack (Withdrawal)	1213147	189183
S.B.I. Link Road,Cuttack.	-	4294
IDBI Bank Ltd., Cuttack (TRA)	278394	278394
Total----->	2376299	902071
(1) <u>Cuttack Branch</u>		
Union Bank of India (Deposit)	1128235	1112000
Union Bank of India (Withdrawal)	19949	20656
Total----->	1148184	1132656
(2) <u>Paradeep Branch</u>		
Union Bank of India, Paradeep	1000	1000
Union Bank of India,Link Road, Ctc(Deposit)	301000	1000
Union Bank of India,Link Road, Ctc(Withdrawal)	2222	13127
CBI, Chandikhol(Deposit)	-	14925
Total----->	304222	30052
(3) <u>Baripada Branch</u>		
Union Bank of India (Deposit)	-	306833
Union Bank of India (Withdrawal)	-	1800
Total----->	0	308633
(4) <u>Balasore Branch</u>		
Union Bank of India (Deposit)	1532000	1000
Union Bank of India (Withdrawal)	1854	43083
Central Bank of India, Bhadrak (Deposit)	1000	-
Union Bank of India, Bhadrak	-	1000
Total----->	1534854	45083
(5) <u>Berhampur Branch</u>		
Union Bank of India (Deposit)	546010	2807500
Union Bank of India (Withdrawal)	30077	36796
Union Bank of India, Phulbani Branch	131000	-
Total----->	707087	2844296



Particulars	As at 31.03.2014 ₹	As at 31.03.2013 ₹
(6) Keonjhar Branch		
Union Bank of India, Keonjhar (Deposit)	106711	433149
Union Bank of India, Keonjhar (Withdrawal)	4153	7526
Total----->	110864	440675
(7) Jeypore Branch		
I.O.B., Jeypur (Deposit)	1000	-
Union Bank of India, Rayagada	-	169
Union Bank of India (Deposit)	-	215954
Union Bank of India (Withdrawal)	6083	21860
Total ----->	7083	237983
(8) Bolangir Branch		
Union Bank of India (Deposit)	2390	660565
Union Bank of India (Withdrawal)	7487	23238
Union Bank of India, Bhawanipatna	1000	4694
Total----->	10877	688497
(9) Rourkela Branch		
Union Bank of India (Deposit)	1000	1517952
Union Bank of India (Withdrawal)	3654	45430
Total----->	4654	1563382
(10) Bhubaneswar Branch		
Union Bank of India, Nayapalli (Deposit)	277143	587432
Union Bank of India, Nayapalli (Withdrawal)	24226	412027
Union Bank of India (Deposit)	25000	25000
Union Bank of India, Khurda (Deposit)	159551	51000
Total----->	485920	1075459
(11) Puri Branch		
Union Bank of India, Puri (Deposit)	1000	34563
Union Bank of India, Puri (Withdrawal)	7917	4380
Total----->	8917	38943



Particulars	As at 31.03.2014 ₹	As at 31.03.2013 ₹
(12) Phulbani Branch		
Union Bank of India (Deposit)	-	3822
Union Bank of India (Withdrawal)	-	19638
Total----->	0	23460
(13) Dhenkanal Branch		
Union Bank of India (Deposit)	268	36918
Union Bank of India (Withdrawal)	29971	91504
Union Bank of India, Angul	1000	45496
Total----->	31239	173918
(14) Sambalpur Branch		
Union Bank of India, Baragarh FRC (Deposit)	985	1000
Union Bank of India, Jharsuguda (Deposit)	6215	6325
Union Bank Baragarh (Deposit)	22097	22097
Union Bank Baragarh (withdrawal)	2623	2623
Union Bank of India (Deposit)	7109	1000
Union Bank of India (Withdrawal)	1000	32466
Total----->	40029	65511
Grand Total----->	6770229	9570619



SUB SCHEDULES FORMING PART OF SCHEDULE - F
SUB SCHEDULE - CASH BALANCE

Particulars	As at 31.03.14 ₹	As at 31.03.13 ₹
Head Office	2208351	3070154
Cuttack Branch	8494	4617
Paradeep Branch	312640	956818
Bhubaneswar Branch	119283	315486
Puri Branch	201190	216445
Balasore Branch	150011	198730
Baripada Branch	-	40847
Berhampur Branch	185643	38918
Bolangir Branch	306438	198518
Jeypore Branch	1517	2042
Keonjhar Branch	-	13245
Phulbani Branch	-	132680
Rourkela Branch	18508	479188
Sambalpur Branch	4021	64007
Dhenkanal Branch	127003	174816
Total----->	3643099	5906511



SUB SCHEDULES FORMING PART OF SCHEDULE- F
SUB SCHEDULE - STAMP IN HAND

Particulars	As at 31.03.14	As at 31.03.13
	₹	₹
Head Office	6488	11612
Bhubaneswar Branch	462	320
Puri Branch	642	442
Balasore Branch	222	525
Baripada Branch	-	483
Berhampur Branch	100	193
Bolangir Branch	160	339
Jeypore Branch	95	240
Keonjhar Branch	-	94
Phulbani Branch	-	100
Rourkela Branch	493	223
Sambalpur Branch	375	909
Dhenkanal Branch	297	274
Total----->	9334	15754



**SUB SCHEDULES FORMING PART OF SCHEDULE- F
DETAILS OF FIXED DEPOSIT WITH BANK**

Sl.No.	Name of the Bank	As at 31.03.14	As at 31.03.13
		₹	₹
1	Union Bank of India, Choudhury Bazar, Cuttack. (303/284391)	2427553	2220831
2	Union Bank of India, Choudhury Bazar, Cuttack. (303/284615)	1065052	983944
3	AXIS Bank Ltd., Rourkela (For Bank Guarantee)	190778	190778
4	Union Bank of India, College Square, Cuttack	46709890	35742607
5	Orissa State Co-operative Bank, Link Road Branch, Cuttack	11038128	10000000
	TOTAL ----->	61431401	49138160

**SUB SCHEDULES FORMING PART OF SCHEDULE- F
DETAILS OF FLEXI DEPOSIT WITH BANK**

Sl.No.	Name of the Bank	As at 31.03.14	As at 31.03.13
		₹	₹
1	Union Bank of India, College Square, Cuttack. (ESCROW A/c)	93019625	151787202
2	Union Bank of India, Main Branch, Cuttack.	3479043	23358658
	Total	96498668	175145860



ODISHA STATE FINANCIAL CORPORATION
Details of subscriber-wise Bonds issued, Redeemed, Off-market transaction & Balance outstanding as on 31.03.2014

₹ In lakh

Sl No.	Name of the Institution	Balance as on 31.03.13	Issued during the year	Off- market transaction		Bond Holding	Redeemed/ Transferred unclaimed liability during the year	Balance as on 31.03.14	Redemption on accrued & due as on 31.03.14	Premature Redemption during the year
				Buy	Sell					
1	2	3	4	5	6	7	8	9	10	11
1	Kalol Nagrik Sahakari Bank*	10.00	0.00	0.00	0.00	10.00	10.00	0.00	0.00	0.00
	Total:	10.00	0.00	0.00	0.00	10.00	10.00	0.00	0.00	0.00

* Transferred to unclaimed liabilities as there is no claimant despite repeated correspondence & advertisement in News Paper shown under Schedule-E (Other Liabilities)

SCHEDULES FORMING PART OF THE BALANCE SHEET
PROVISIONS FOR NPA (NON PERFORMING ASSETS) SUB SCHEDULE - H

Sl.No.	PARTICULARS	As at 31.03.14	As at 31.03.13
		₹	₹
i.	PROVISION FOR NPA		
	Balance as per last Balance Sheet	2065449000	2103308000
	SUB TOTAL	2065449000	2103308000
ii.	Add.:		
	Provision during the year	45731922	44721850
	SUB TOTAL	45731922	44721850
	(A) Total (i) + (ii)	2111180922	2148029850
iii.	Less :		
	Adjusted towards Interest Income reversed and treated as		
	Principal Recovery under OTS	31740666	60541680
	Written off during the year	55357	172181
	Provisions written back during the year against OTS cases	4616899	21866989
	SUB TOTAL	36412922	82580850
	Total (i)+(ii)-(iii)	2074768000	2065449000

SUB SCHEDULES FORMING PART OF SCHEDULE - E
SUB SCHEDULE - SUNDRY DEPOSITS

Particulars	As at 31.03.14 ₹	As at 31.03.13 ₹
Deposits towards Loan Administration Fees	25726	25200
Deposit Towards fees Payable - IED	10600	10600
Deposit for Rephasement	137250	307250
Security Deposit by Security Service agencies	1728202	1868455
State Investment Subsidy (M & LI)	9359248	7359248
Interest Subsidy from State Govt. - SPL. Enterprenuer	791264	1198675
Advance Deposit towards OTS	49957678	127430710
Security Deposit & Down Payment	196914104	246207679
State Investment Subsidy (H & T Promoters)	753961	753961
State Investment Subsidy (SSI)	38629778	38629778
State Govt. Interest Subsidy (IPR 07)	2500000	-
Suspense	5001111	-
Govt. assistance for EDP under TASP	46843	1536448
LIC Deduction from Salary	59738	74112
Other Deduction - Terminal Dues	895663	726533
Advance against House Rent	163474	93474
Tax Deduction at Source - Others	58989	47640
Tax Deduction at Source from Salary	500	-
Co-Operative Loan deduction -Salary	599640	786875
Co-Operative Thriefft Deposits	69700	81150
Employees Union Fees Deduction - Salary	760	840
Association Fees ded.-Salary	2910	3750
Staff Welfare Fund	27165	24405
Professional Tax Deduction - Salary	45950	71150
Bank Loan Deduction Salary	243780	397043
Employee's Welfare Fund Deduction-Salary	4200	4870
P.F Advance (Recovered)	168648	213697
Service Tax Recovered	-	943
Deposits by Loanee as per Court Directives	21565942	17663533
Emplyee's Provident Fund	758695	1736112
Salary & Allowances Payable	3914754	4572220
Consolidated Wages Payable	-	2775
EMD Refundable / Distributable	32491729	40285000
OSFC Foundation Day Celebration Fund	274804	319700
Total ----->	367202806	492433826



SUB SCHEDULES FORMING PART OF SCHEDULE E
SUB SCHEDULE - OTHER DEPOSITS AGENCY

Particulars	As at 31.03.14 ₹	As at 31.03.13 ₹
State Govt. Seed Money Recovered-Agency	4523155	4111823
Int.on State Govt. Seed Money Recovered	4241229	3365774
State Govt. MM Asst. Recovered	1360000	1290000
Int.on State Govt. M.M. Asst.Recovered	529426	440504
Soft Loan from SIDBI - (MUN) Recovered	222093	222093
SIDBI NEF Recovered - Agency	31481472	33264413
Service Charges SIDBI NEF-Agency	11858814	12263658
Interest on State Govt. Soft Loan Recovered	47847	4566
Penal Interest on Agency Loan	2865	-
State Govt. Soft Loan recovered	997664	997664
Total ----->	55264565	55960495

SUB SCHEDULES FORMING PART OF SCHEDULE J
SUB SCHEDULE - ADVANCE TO EMPLOYEES

Particulars	As at 31.03.14 ₹	As at 31.03.13 ₹
House Building Advance	472580	789557
Interest Accrued on HB Loan	4216276	5364264
Vehicle Advance	32213	144600
Pay Advance	323060	305141
Festival Advance	501846	598846
Medical Advance	117593	485650
Office Expenses Advance	96908	253724
Travelling Advance - Employees	272969	297203
Total ----->	6033445	8238985

House Building Advance and Vehicle Advance outstandings are taken as Standard Assets for the purpose of provisioning as per SIDBI norms.



SUB SCHEDULES FORMING PART OF SCHEDULE J
SUB SCHEDULE - ADVANCE TAXES, DEPOSITS & OTHERS

ADVANCE TAXES	As at 31.03.14	As at 31.03.13
	₹	₹
Income Tax paid under protest	568243	568243
Income Tax Deducted at source	3433462	2417620
Income Tax Refundable by I.T.Dept.	2112275	2112275
Total ----->	6113980	5098138

DETAILS OF DISPUTED PAYMENT UNDER PROTEST	As at 31.03.14	As at 31.03.13
	₹	₹
Bimala Cement (P)Ltd., Rourkela	6420000	6420000
Indo East Extraction (P) Ltd., Balasore	1748000	1748000
Hanuman Works (P) Ltd., Jeypore	2271703	2271703
TOTAL	10439703	10439703

DETAILS OF DEPOSITS AGAINST COURT DIRECTIVES	As at 31.03.14	As at 31.03.13
	₹	₹
1. Hrisikesh Das (A/c Dibakar Iron & Steel Co (P) Ltd.) with SBI, I/A and Andhra Bank, Berhampur	51673737	47193778
2. The Registrar, Delhi High Court (28.09.96) A/c. Bombay Amonia (P) Ltd. Vrs. Premier Cold Storage case No.50/95	195224	195224
3. The Registrar, Delhi High Court (6/8/97) A/c. Bombay Amonia (P) Ltd. F. A. No.354/96	104537	104537
4. The Registrar, Delhi High Court A/c. Blue Diamond Ice Factory (29/9/99)	395800	395800
5. The Official Liquidator Orissa High Court (23/12/06) A/c. Coastal Synthetics, Balasore	30000	30000
6. The Civil Judge, Senior Division, Baripada A/c Hotel Ashirbad Execution Case No.-18/11	2500000	2500000
7. Union Bank of India, College Square, Cuttack A/c Orissa Polytex (P) Ltd.	1714507	1714507
TOTAL	56613805	52133846



**STATE FUND ACCOUNT
BALANCE SHEET AS AT 31ST MARCH 2014**

LIABILITIES			ASSETS		
As at 31.03.2013	Particulars	As at 31.03.2014	As at 31.03.2013	Particulars	As at 31.03.2014
₹		₹	₹		₹
406,623	STATE FUND	406,623	283,519	BANK BALANCE	283,311
69	DEPOSIT TOWARDS VALUATION OF PROPERTIES	69	318,121	LOANS AND ADVANCES	318,121
			875,330	INT. ACCD. ON LOANS & ADVANCES	893,265
			3,857	LAW CHARGES ON LOANS UNDER LITIGATION	3,857
168	PROPERTIES RECEIVED	168	850	ADV. TO LEGAL ADVISOR	850
351	SUSPENSE ACCOUNT	351	1,238	INSURANCE PREMIUM PAID ON MORTGAGED ASSETS	1,238
1,057,769	INCOME/EXPENDITURE ACCOUNT	1,093,431			
1,482,915	TOTAL	1,500,642	1,482,915	TOTAL	1,500,642

FOR ODISHA STATE FINANCIAL CORPORATION

FOR ODISHA STATE FINANCIAL
CORPORATION

FOR ODISHA STATE FINANCIAL
CORPORATION

FOR ODISHA STATE FINANCIAL
CORPORATION

Sd/-
(P.K.Samantaray) (B.K. Sahoo)
DGM, (FAD) JGM
OSFC OSFC

Sd/-
(N. Palai)
MANAGING DIRECTOR
OSFC

Sd/-
(F.M. Naik)
DIRECTOR
OSFC

Sd/-
(A.R. Mohanty)
DIRECTOR
OSFC

Sd/-
(G.P. Mishra)
Membership No.053398
PROPRIETOR



STATE FUND ACCOUNT
INCOME AND EXPENDITURE ACCOUNT UP TO THE YEAR ENDED 31ST MARCH 2014

EXPENDITURE			INCOME		
2012-2013		2013-2014	2012-2013		2013-2014
₹		₹	₹		₹
784	BANK CHARGES & COMMISSION	993	1,002,369	INT. ON LOANS & ADV.	1,020,305
			6,608	LESS REBATE	6,608
			995,761		1,013,697
-	POSTAGE AND STAMP EXCESS AMOUNT TRANSFERRED TO BALANCE SHEET	-	1,250	PROCESSING CHARGES	1,250
1,075,704		1,093,431			
			78,537	INTEREST ON DEPOSIT WITH BANK	78,537
			940	INTEREST ON STATE FUND A/C	940
1,076,488	TOTAL	1,094,424	1,076,488	TOTAL	1,094,424

Sd/- (P.K.Samantaray) DGM, (FAD) OSFC	Sd/- (B.K. Sahoo) JGM OSFC	Sd/- (N. Palai) MANAGING DIRECTOR OSFC	Sd/- (F.M. Naik) DIRECTOR OSFC	Sd/- (A.R. Mohanty) DIRECTOR OSFC	Sd/- (G.P. Mishra) Membership No.053398 PROPRIETOR
--	-------------------------------------	---	---	--	---



**MANAGEMENT REPLY TO THE AUDITOR'S REPORT FOR THE YEAR ENDING
31ST MARCH 2014**

AUDITOR'S REPORT	REPLY
1. We have audited the accompanying financial statements of Odisha State Financial Corporation (OSFC), which comprise of the Balance Sheet as at 31st March 2014 and the Statement of Profit and Loss and cash flow statement for the year then ended and a summary of significant accounting policies and other explanatory information.	No Comment
2. Management's responsibility for the Financial Statements : Management is responsible for the preparation of these Financial Statements that give a true and fair view of the financial position and financial performance and the cash flow of the Corporation in accordance with the accounting standards and principles generally accepted in India and as per the requirements of Small Industries Development Bank of India (SIDBI). This responsibility includes the design, implementation and maintenance of internal control relevant to the preparation and presentation of the financial statements that give a true and fair view and are free from material misstatements whether due to fraud or error.	No Comment
3. Auditor's responsibility Our responsibility is to express an opinion on these financial statements based on our audit. We conducted our audit in accordance with the standards on auditing issued by the Institute of Chartered Accountants of India and provisions of Section 37 of the State Financial Corporations Act 1951 as amended by SFCs (Amendment) Act 2000. Those Standards require that we comply with ethical requirements and plan and perform the audit to obtain reasonable assurance about whether the financial statements are free from material misstatements.	No Comment
4. An audit involves performing procedures to obtain audit evidence about the amounts and disclosures in the financial statements. The procedure selected depend upon the auditor's judgement, including the assessment of the risks of material misstatement of the financial statements, whether due to fraud or error. In making those risk assessments, the auditor considers internal control relevant to the Corporation's preparation and fair presentation of the financial statements in order to design audit procedure that are appropriate in the circumstances.	No Comment



<p>An audit also includes evaluating the appropriateness of accounting policies used and the reasonableness of the accounting estimates made by management as well as evaluating the overall presentation of the financial statements.</p>	
<p>5. We believe that the audit evidence we have obtained is sufficient and appropriate to provide a basis for our audit opinion.</p>	<p>No Comment</p>
<p>6. Opinion In our opinion and to the best of our information and according to the explanations given to us, the financial statements give the information required by the Act in the manner so required and give a true and fair view in conformity with the accounting principles laid down by SIDBI for SFCs and generally accepted in India;</p> <p>a. In the case of the Balance Sheet, of the state of affairs of the Corporation as at 31st March, 2014,</p> <p>b. In the case of the Statement of Profit & Loss, of the Profit for the Year ended on that date, and</p> <p>c. In the case of the Cash Flow Statement of the cash flow for the year ended on that date.</p>	<p>No Comment</p>
<p>7. Report on other legal and Regulatory requirements : On the basis of our audit subject to Notes on Accounts as contained in Schedule "S", we report that</p>	<p>No Comment</p>
<p>i) We have obtained all the information and explanations which to the best to our knowledge and belief were necessary for the purpose of our audit.</p>	<p>No Comment</p>
<p>ii) In our opinion proper books of accounts as required by law have been kept by the Corporation so far as appears from our examination of those books and proper returns adequate for the purpose of our audit have been received from Branches not visited by us.</p>	<p>No Comment</p>
<p>iii) The Balance Sheet, Statement of Profit & Loss and Cash Flow statements dealt with by this Report are in agreement with the books of accounts and with the returns received from the Branches not visited by us.</p>	<p>No Comment</p>
<p>iv) In our opinion the Balance Sheet, Statement of Profit & Loss and Cash Flow statements, comply with the Accounting Standards and guide lines issued by SIDBI for SFCs from time to time.</p>	<p>No Comment</p>
<p style="text-align: center;">Sd/- G.P.MISHRA & CO. CHARTERED ACCOUNTANTS D.n. Complex, Mohanty Lane, Kesharpur, Cuttack -753 001 Phone : (0671) 2518855 E-mail: gpmishra1959@outlook.com</p>	<p style="text-align: center;">MANAGING DIRECTOR</p> <p style="text-align: center;">JOINT GENERAL MANAGER</p>



Separate Audit Report of the Comptroller and Auditor General of India under section 37(6) of the State Financial Corporations Act, 1951 on the accounts of Odisha State Financial Corporation for the year ended 31 March 2013.

The preparation of the financial statements of Odisha State Financial Corporation for the year ended 31 March 2013 in accordance with financial reporting framework prescribed under the State Financial Corporations Act, 1951 and the generally accepted accounting principles in the responsibility of the management of the Corporation. The statutory auditors appointed by the Shareholders out of the panel of Auditors approved by Reserve Bank of India under section 37(I) of the State Financial Corporations Act, 1951 are responsible to express an opinion on these financial statements based on independent audit in accordance with the auditing and assurance standards prescribed by their professional body-the Institute of Chartered Accountants of India. This is stated to have been done by them vide their Audit Report dated 09 July 2013.

This Separate Audit Report contains the comments of the Comptroller & Auditor General of India on the accounting treatment only with regard to classification, conformity with the best accounting practices, accounting standards and disclosure norms, etc. Audit observations on financial transactions with regard to compliance with the Law, Rules & Regulations (Propriety and Regularity) and efficiency-cum-performance aspects, etc., if any are reported through inspection reports / Comptroller and Auditor General of India's Audit Reports separately.

We, on behalf of the Comptroller & Auditor General of India, have conducted the audit of the financial statements of the above said Corporation for the year ended 31 March 2013 under Section 37(6) of the State Financial Corporations Act, 1951. This audit has been carried out independently without access to the working papers of the statutory auditors and is limited primarily to inquiries of the statutory auditors and the Corporation's personnel and a selective examination of some of the accounting records. Based on our audit, we would like to highlight the following significant matters under section 37(6) of the State Financial Corporations Act, 1951 which have come to our attention and which in our view are necessary for enabling a better understanding of the financial statements and the related Audit report issued by the Statutory Auditors.

(A) Balance Sheet

1. Assets

Other Assets (Schedule J): ₹ 107.77 Crore

(viii) (c) Interest Accrued on LISC under consideration of waiver: ₹ 5.53 crore.

The above represents outstanding interest on Loan in lieu of Share Capital (LISC) from SIDBI up to March 2008 under consideration of waiver. Since SIDBI refused (January 2011 and November 2011) to waive the same necessary provision should have been made for the doubtful assets. Non provision of the same has resulted in overstatement of other Assets and Profit for year by ₹ 5.53 crore each.

(B) Profit & Loss Account

2. Income

Other Incomes (Schedule P)

Interest on Term & Flexi Deposits with Bank: ₹ 2.01 crore

The above includes ₹ 1.80 crore (₹ 0.41 crore for 2012-13) being the interest earned and accrued upto 31 March 2013 on the deposits made out of funds received from State Government as interest subsidy for disbursement to the beneficiaries under different schemes. As the Corporation is only an intermediate agency for disbursement of subsidy and the funds do not belong to it, accounting of interest earned on this fund as income without specific



condition in the sanction order, has resulted in overstatement of other income, profit for the period and understatement of liabilities by ₹ 1.80 crore each.

(c) **General**

3. The fact that pending approval of the State Government, the Corporation has not provided ₹ 2.38 core for the year 2012-13 towards arrear pay and allowances payable to the employees of the Corporation on account of 6th pay revision, should have been disclosed in the accounts.
4. The Corporation has not submitted the annual accounts for the year 2012-13 along with the report of the Statutory Auditor to the Comptroller and Auditor General of India (submitted on 19.07.2013) at least one month before it was placed before the shareholders in the Annual General Meeting (held on 31.07.13) in violation of section 37(5) of the SFCs Act,1951

For and behalf of
The Comptroller and Auditor General of India

Place: Bhubaneswar
Date:04.10.2013

Sd/-
PRINCIPAL ACCOUNTANT GENERAL



**MANAGEMENT REPLY ON THE SAR OF THE C & AG OF INDIA FOR THE YEAR
ENDING 31.03.2013**

AUDITORS OBSERVATION	COMPLIANCE
<p>The preparation of the financial statements of Odisha State Financial Corporation for the year ended 31 March 2013 in accordance with financial reporting framework prescribed under the State Financial Corporations Act, 1951 and the generally accepted accounting principles in the responsibility of the management of the Corporation. The statutory auditors appointed by the Shareholders out of the panel of Auditors approved by Reserve Bank of India under section 37(I) of the State Financial Corporations Act, 1951 are responsible to express an opinion on these financial statements based on independent audit in accordance with the auditing and assurance standards prescribed by their professional body-the Institute of Chartered Accountants of India. This is stated to have been done by them vide their Audit Report dated 09 July 2013.</p>	No Comments
<p>This Separate Audit Report contains the comments of the Comptroller & Auditor General of India on the accounting treatment only with regard to classification, conformity with the best accounting practices, accounting standards and disclosure norms, etc. Audit observations on financial transactions with regard to compliance with the Law, Rules & Regulations (Propriety and Regularity) and efficiency-cum-performance aspects, etc., if any are reported through inspection reports /Comptroller and Auditor General of India's Audit Reports separately.</p>	No Comments
<p>We, on behalf of the Comptroller & Auditor General of India, have conducted the audit of the financial statements of the above said Corporation for the year ended 31 March 2013 under Section 37(6) of the State Financial Corporations Act, 1951. This audit has been carried out independently without access to the working papers of the statutory auditors and is limited primarily to inquiries of the statutory auditors and the Corporation's personnel and a selective examination of some of the accounting records. Based on our audit, we would like to highlight the following significant matters under section 37(6) of the State Financial Corporations Act 1951</p>	No Comments



<p>which have come to our attention and which in our view are necessary for enabling a better understanding of the financial statements and the related Audit report issued by the Statutory Auditors.</p>	
<p>(A) Balance Sheet</p> <p>1.Assets</p> <p>Other Assets (Schedule J) : ₹ 107.77 Crore</p> <p>(viii) (c) Interest Accrued on LISC under consideration of waiver: ₹ 5.53 crore.</p> <p>The above represents outstanding interest on Loan in lieu of Share Capital (LISC) from SIDBI up to March 2008 under consideration of waiver. Since SIDBI refused (January 2011 and November 2011) to waive the same necessary provision should have been made for the doubtful assets. Non provision of the same has resulted in overstatement of other Assets and Profit for year by ₹ 5.53 crore each.</p>	<p>As per the guidelines of RBI/SIDBI, the Corporation is required to make provisioning depending on the recovery performance of Loan Assets by classifying such assets as per prudential norms on Asset Classification and Provisioning. The Interest Accrued on LISC under consideration of waiver is not a loan Asset. It is an Asset created Contra against liability created and shown to the equivalent extent under Borrowings.</p> <p>In the restructuring package approved by the State Cabinet on dt.8.12.2006 (Para 5(iv)), there was provision for conversion of Loan In Lieu to Share Capital (LISC) after waiver of entire Interest Accrued and outstanding on such LISC. Accordingly, the proposal was submitted to IDBI as LISC of SFCs were vested on IDBI, later named as IDBI Bank Ltd.</p> <p>In the meantime, as per joint discussion held under the Chairmanship of the Joint Secretary, DFS, Ministry of Finance, Govt. of India between IDBI & SIDBI on 29.11.2007, SIDBI has taken over the LISC outstanding from IDBI at 50% discount and the LISC outstanding has been transferred to SIDBI w.e.f. 31.01.2008 by Notification by the GoI, in the Gazette of India on 17.01.2008 U/s 4 H of SFCs (Amendment) Act, 2000.</p> <p>Hence, OSFC had requested SIDBI for waiver of Interest on LISC and conversion of Principal to Share Capital. In response to this, SIDBI agreed for such conversion with the following conditions:</p> <p>(a) OSFC shall pay Interest on LISC outstanding of Rs.6.225 crore @7.5% p.a. from dt.01.02.2008 to 31.03.2008.</p> <p>(b) LISC outstanding of Rs.6.225 crore together with interest accrued from 01.04.2008 till the date</p>



	<p>of actual conversion shall be converted to Ordinary Share Capital. Accordingly, proposal has been submitted to State Government for approval U/s 4(2) & 4(3) of SFCs Act for allotment of shares to the above effect and OSFC has paid interest from 01.02.2008 to 31.03.2008 on LISC to SIDBI.</p> <p>No specific mention was there, either in the minutes of joint discussion held on 29.11.2007 referred above or in the SIDBI consent for conversion regarding interest on LISC outstanding as on 31.01.2008 i.e. the date of transfer of LISC from IDBI to SIDBI.</p> <p>In response to the Corporation's request for waiver of accrued interest on LISC as on 31.01.2008, SIDBI vide its letter No.12547/DFID/OSFC dt.03.11.2011 advised the Corporation to take up the matter with IDBI Bank Ltd., A photo copy of the said letter of SIDBI is enclosed (Annexure-I).</p> <p>Accordingly, the request letter was submitted to IDBI on dt.22.12.2011 and as reported by IDBI, the delegated Authority of IDBI Bank Ltd. has examined the request of the Corporation and observed that the outstanding balance on LISC was transferred to SIDBI on mutually agreed basis as on 31.01.2008. Consequently the waiver of interest as on that date needs to be considered by SIDBI. IDBI Bank Ltd. advised the Corporation to approach SIDBI in this regard. Letter No.971/OSFC dt.31.07.2013 of the DGM(Recovery), IDBI Bank Ltd. is enclosed at Annexure-II for reference.</p> <p>As per advice of IDBI, request has been made again to SIDBI vide letter No.247 dt.05.08.2013 for waiver of interest outstanding as on 31.01.2008 on LISC (photo copy vide Annexure-III).</p> <p>It is pertinent to mention here that pending enhancement of Authorised Capital of SFCs by amendment of the Act prior to 1990s, the then IDBI and State Government had provided financial support in matching proportion as</p>
--	--



	<p>Loan in Lieu of Share Capital including programme schedule for conversion to Share Capital in matching proportion in a phased manner on mutually agreed basis. Under restructuring package, the State Government has waived the entire interest and converted the Principal outstanding of Rs.6.225 crore to Equity Share Capital in respect of their portion by due Notification. SIDBI has acquired the LISC holding from IDBI at 50% of the outstanding value as on 31.01.2008. Hence, SIDBI is required to extend relief/concession and sacrifices in commensurate with State Government on this matter.</p> <p>In this backdrop, writing off this Asset or making provisions on this is not prudent in the greater interest of the Corporation and the State, hence it is requested to drop the Memo.</p>
<p>(B) Profit & Loss Account</p> <p>2. Income</p> <p>Other Incomes (Schedule P)</p> <p>Interest on Term & Flexi Deposits with Bank: ₹ 2.01 crore</p> <p>The above includes ₹ 1.80 crore (₹ 0.41 crore for 2012-13) being the interest earned and accrued up to 31 March 2013 on the deposits made out of funds received from State Government as interest subsidy for disbursement to the beneficiaries under different schemes. As the Corporation is only an intermediate agency for disbursement of subsidy and the funds do not belong to it, accounting of interest earned on this fund as income without specific condition in the sanction order, has resulted in overstatement of other income, profit for the period and understatement of liabilities by ₹ 1.80 crore each.</p>	<p>OSFC is functioning as an agent of Government for disbursement of subsidy for and on behalf of State Govt. and Central Government since 1972. Subsidy Fund is administered by DI of Odisha. As per the policy and guidelines of State Govt. DI Odisha used to park Fund with OSFC as per budgetary provision and OSFC, at the each year end, submit utilization Certificate and Accounts are audited as per statute from time to time. For the 1st time in the history of OSFC this audit observation has been made even though there was no such condition for assigning the agency function or parking of Funds with OSFC.</p> <p>Fact mentioned in the memo that interest income on term deposit with Bank during 2012-13 includes ₹ 41.47 lakh being the interest earned during 2012-13 as "Interest Subsidy" received from Govt. under different Schemes for disbursement to beneficiaries which was kept in the Bank Account is not correct. Unutilized amount of interest Subsidy outstanding as on 31.03.2012 was ₹ 9.08 lakh and as on 31.03.2013, it was Rs.11.99 lakh. Hence earning of interest income of ₹ 41.47 lakh on this amount is not a fact.</p>



	<p>For operation of subsidy on behalf of Government, this Corporation is not getting any agency commission. For smooth and efficient functioning of subsidy transaction, its audit and compliances to other organizations, the Corporation has created a separate Department/Section assigning specific Officers & Staffs exclusively for these functions. Apart from their salary the Corporation is incurring traveling, stationary/ office expenses, postal expenses & other related expenses for monitoring/administrating the Subsidy Fund.</p> <p>Previously unutilized Funds were kept in Current Accounts earning no income. From 2003-04 the Corporation converted two of its Current Accounts with Union Bank of India where Flexi Deposit facilities is available. No other Banks offers such facilities. From time to time as per requirement of Government, the Corporation has informed about the manner of keeping the unutilized Fund. The State Government had never demanded for payment of interest. It was also not a condition while assigning agency or parking Funds with OSFC.</p> <p>This Corporation is passing through a very critical financial crunch. State Govt. should capitalize/ reimburse the Fund towards expenditures incurred by it since 1972 in implementing the subsidy functions on behalf of Government without any commission or assistance to monitor this Fund which would be many fold than the interest earnings observed by audit. While considering the interest income earned on unutilized Fund, the expenses incurred by the Corporation for utilization, its audit and monitoring may not be ignored.</p>
<p>(c) General</p> <p>3. The fact that pending approval of the State Government, the Corporation has not provided `2.38 core for the year 2012-13 towards arrear pay and allowances payable to the employees of the Corporation on account of 6th pay revision, should have been disclosed in the accounts.</p>	<p>The Board has approved the implementation of 6th pay w,e,f, 01.04.2012 on the basis of the fulfillment of the condition prescribed by the P.E. Department which has already been submitted to the Govt. for approval. As soon as the approval of the Govt. will be received necessary provision will be made.</p>



<p>4. The Corporation has not submitted the annual accounts for the year 2012-13 along with the report of the Statutory Auditor to the Comptroller and Auditor General of India (submitted on 19.07.2013) at least one month before it was placed before the shareholders in the Annual General Meeting (held on 31.07.13) in violation of section 37(5) of the SFCs Act,1951</p>	<p>Due to inadequate development of Software and computerization of the Corporation, there was delay in compilation, consolidation, finalization and audit of Accounts. As a result, the Corporation could not get sufficient time to send the audited accounts to C & AG of India in compliance with Sec. 37(5) of the SFCs Act 1951 within the statutory time before it is adopted in the AGM of Share holders. The delay may kindly be condoned.</p>
<p style="text-align: center;">For and on behalf of the Comptroller and Auditor General of India</p> <p>Place : Bhubaneswar Date: 04.10.2013</p> <p style="text-align: center;">Sd/- (ACCOUNTANT GENERAL)</p>	<p style="text-align: center;">For Odisha State Financial Corporation</p> <p style="text-align: center;">Sd/- Managing Director</p> <p style="text-align: center;">Sd/- Joint General Manager</p>



Statistical Annexures



ANNEXURE-1 : OPERATIONAL HIGHLIGHTS OF THE CORPORATION DURING THE LAST TEN YEARS
(₹ lakh)

PARTICULARS OF ITEMS	2004-2005	2005-06	2006-07	2007-08	2008-09	2009-10	2010-11	2011-12	2012-13	2013-14	As on 31.03.14
OPERATIONS											
1. Sanction	285.42 (44)	-	-	-	-	93.00 (2)	393.58 (6)	411.35 (8)	265.46 (6)	20.00 (1)	131717.00 (28230)
2. Disbursement	209.02 (67)	11.97	-	-	-	-	71.23 (3)	83.55 (4)	205.82 (6)	113.38 (2)	130986.35 (28222)
3. Recovery	7306.10	10674.96	7614.57	6478.51	4657.46	4024.71	4202.86	3655.49	1934.31	1138.83	195467.52
4. Outstanding	55391.72 (15040)	51152.51 (13266)	46707.92 (12595)	43454.12 (11918)	40369.94 (11386)	37070.85 (10507)	32614.55 (9885)	30111.85 (9332)	28753.48 (8915)	27668.56 (8751)	27668.56 (8751)
SHARE CAPITAL											
5. Paid Up	-	-	-	27104.25	2316.25	-	3170.30	186.75	-	(-0.99)	41533.85
BONDS											
6. Issued	-	-	-	-	-	-	-	-	-	-	42444.25
7. Repaid	10360.00	3539.00	13160.00	1963.50	2607.50	80.00	-	-	-	-	42434.25
8. Outstanding (Principal)	21360.25	17821.25	4661.00	2697.50	90.00	90.00	-	10.00	-	-	-
9. Balance outstanding transferred to Unclaimed liabilities							10.00	-	-	-	10.00
REFINANCE (SIDBI)											
10. Availed	-	-	-	-	-	-	53.28	-	-	-	69156.34
11. Repaid	1323.00	2461.19	2620.00	1500.00	1500.39	1500.00	1500.00	752.06	1000.00	800.00	60190.47
12. Outstanding	22545.93	20084.74	17465.04	15965.04	14464.65	12964.65	11517.93	10765.87	-	-	8965.87
13. 0% Funded Loan								1795.00	-	-	10760.87
14. Total											-
15. a) Crystallised OTS											2400.00
b) Agreed for waiver											8360.87



PARTICULARS OF ITEMS	2004-2005	2005-06	2006-07	2007-08	2008-09	2009-10	2010-11	2011-12	2012-13	2013-14	Ason 31.3.14
SUBSIDY											
16. Received	50.77	35.95	75.65	692.24	411.93	159.26	104.78	97.00	54.00	45.00	12078.62
17. Sanctioned	74.81	0	62.87	92.23	62.00	67.23	1.64	10.14	7.34	34.19	12823.21
18. Disbursed	3.80	49.51	49.33	465.61	370.25	92.10	92.38	86.08	13.83	4.07	11599.20
FINANCIAL SUMMARY											
19. Gross Income	2952.69	2623.24	2671.56	2742.87	2327.62	2347.05	2547.46	2603.32	1981.69	1743.97	-
20. Total Expenditure	3757.15	2401.36	2554.07	2485.85	2140.47	1959.27	2433.69	2454.70	1464.55	1240.94	-
21. Profit/Loss Before Tax	(-)804.46	221.88	117.49	257.02	187.15	387.78	113.77	148.62	517.14	503.03	-
22. Less provision for NPA & Standard Assets									448.02	407.78	
23. Less Appropriation Income / net Prior period adjustment	-			-	87.19	207.76	52.68	96.05	9.31	44.07	-
24. Reserves	-			102.06	54.37	36.00	12.22	10.51	11.96	10.23	
25. Provision for Tax	-		5.31	1.88	2.48	-		-	-	-	-
26. Net Profit/Loss	(-) 804.46	221.88	112.18	255.14	271.86	180.02	61.09	52.57	59.81	51.18	-
STAFF STRENGTH (Number)	877	342	330	329	299	297	293	253	242	209	-

* Refinance outstanding of SIDBI of ₹ 125.61 Cr. has been settled under OTS at ₹ 42.00 Cr. Against this ₹ 18 Cr. has been paid as on 31.03.2014.



ANNEXURE-2 : LOAN APPLICATION RECEIVED AND DISPOSED DURING LAST 2 YEARS
(₹ lakh)

Sl No.	Particulars of Application	FY 2012-13						FY 2013-14									
		Small Scale		SRTOS		Others		Total		Small Scale		SRTOS		Others		Total	
		No.	Amt.	No.	Amt.	No.	Amt.	No.	Amt.	No.	Amt.	No.	Amt.	No.	Amt.	No.	Amt.
1	Pending at the beginning of the year	6	752.66	-	-	-	-	6	752.66	5	341.00	-	-	-	-	5	341.00
2	Received during the year	8	658.00	-	-	-	-	8	658.00	3	92.00	-	-	-	-	3	92.00
A	Total (1+2)	14	1410.66	-	-	-	-	14	1410.66	8	433.00	-	-	-	-	8	433.00
3	Sanction (Gross) during the year	6	265.46	-	-	-	-	6	265.46	1	20.00	-	-	-	-	1	20.00
4	Rejected withdrawn, closed or lapsed during the year	3	611.00	-	-	-	-	3	611.00	4	292.00	-	-	-	-	4	292.00
5	Amt. of loan reduced while sanctioning		193.20	-	-	-	-		193.20	-	19.00	-	-	-	-	-	19.00
6	Pending at the end of the year	5	341.00	-	-	-	-	5	341.00	3	102.00	-	-	-	-	3	102.00
B	Total (3+4+5+6)	14	1410.66	-	-	-	-	14	1410.66	8	433.00	-	-	-	-	8	433.00
C	(6) as % of A	36	24.17	-	-	-	-	36	24.17	37.50	23.56	-	-	-	-	37.50	23.56



ANNEXURE - 3 : SCHEME WISE CLASSIFICATION OF ASSISTANCE

(₹ lakh)

Sl.No.	SCHEMES	SANCTION (EFFECTIVE)		DISBURSEMENT	
		Since Inception up to 31.3.14		Since Inception up to 31.3.14	
		No.	Amt.	No.	Amt.
i)	Composite Loan	5349	246.47	5349	246.47
ii)	Single Window Scheme				
	- Term Loan	203	1206.07	203	1206.07
	- Working Capital	-	1188.94	-	1188.94
iii)	Modernisation	63	1050.66	65	1012.26
iv)	Rehabilitation	102	822.13	102	822.13
v)	Equipment Finance	6	67.01	6	67.01
vi)	Women Entrepreneur (Mahila Udyog Nidhi)	176	591.24	176	591.24
vii)	Ex-Servicemen(SEMFEX)	43	163.55	43	163.55
viii)	S R T O s	9139	26040.66	9139	26039.03
ix)	RTDM	26	683.52	26	683.52
x)	Cyclone Assistance	733	5073.25	733	5073.25
xi)	Factoring Service	349	15613.05	349	15613.05
xii)	Hire Purchase	163	1188.93	163	1188.93
xiii)	N.E.F	(576)	1657.75	(576)	1657.75
xiv)	Loans Not Covered Above	11878	76123.77	11868	75433.15
	TOTAL	28230	131717.00	28222	130986.35

N.B.: The number in bracket has already been accounted for in Sl. No.(xiv)

ANNEXURE-4 : SECTOR-WISE CLASSIFICATION OF TERM LOAN SANCTION, DISBURSEMENT AS ON 31.03.2014

Sl. No.	SCHEME	SANCTION (EFFECTIVE)		DISBURSEMENT	
		No.	Amt.	No.	Amt.
1.	SRTOs	9139	26040.66	9139	26039.03
2.	Small Scale Sector	15739	67768.04	15732	67064.84
a)	Tiny Sector	1311	3290.59	1311	3290.59
b)	Ancillaries	1345	5325.60	1345	5325.60
c)	Composite	9975	443.45	9975	443.45
d)	Other SSI Units	3108	58708.40	3101	58005.20
3.	Medium Scale	78	12276.90	78	12276.90
4.	Others	3274	25631.40	3273	25605.58
	TOTAL	28230	131717.00	28222	130986.35

(₹ lakh)





**ANNEXURE- 5 : DISTRICTWISE ANALYSIS OF LOANS SANCTION,
DISBURSEMENT, RECOVERY & OUTSTANDING AS ON 31.03.2014**

(₹ lakh)

Sl. No.	Name of the District	SANCTION (EFFECTIVE)							
		Small Scale		S.R.T.O		Others		Total	
		No	Amount	No	Amount	No	Amount	No	Amount
1	Cuttack	1927	10645.96	1665	3811.59	564	6952.99	4156	21410.54
2	Jagatsinghpur	1789	865.80	356	1543.02	101	837.91	2246	3246.73
3	Jajpur	140	2654.02	402	1673.41	114	2990.92	656	7318.35
4	Kendrapara	770	758.12	303	831.98	109	943.51	1182	2533.61
5	Puri	659	1558.24	246	810.44	283	2693.01	1188	5061.69
6	Khurda	1662	12632.88	744	1832.69	223	5025.17	2629	19490.74
7	Nayagarh	1061	1506.22	169	485.37	36	178.29	1266	2169.88
8	Ganjam	805	3617.98	648	1678.86	240	1589.82	1693	6886.66
9	Gajapati	46	278.80	7	30.16	33	342.24	86	651.20
10	Phulbani	160	569.85	206	506.81	149	542.73	515	1619.39
11	Boudh	89	151.97	101	248.96	35	121.91	225	522.84
12	Sambalpur	282	2697.99	358	889.85	96	2084.89	736	5672.73
13	Deogarh	43	188.32	22	87.64	15	11.43	80	287.39
14	Bargarh	277	831.45	115	514.58	22	290.73	414	1636.76
15	Jharsuguda	94	617.17	232	755.05	69	676.29	395	2048.51
16	Sundargarh	967	8365.17	522	1636.31	336	4757.95	1825	14759.43
17	Balasore	758	6402.55	457	1220.62	116	2450.23	1331	10073.40
18	Bhadrak	179	1154.65	252	818.43	57	311.66	488	2284.74
19	Mayurbhanj	837	2325.96	330	824.00	96	949.87	1263	4099.83
20	Bolangir	613	2178.39	367	946.21	88	923.92	1068	4048.52
21	Sonepur	87	41.26	55	19.26	7	5.00	149	65.52
22	Kalahandi	308	1094.31	231	661.64	197	347.54	736	2103.49
23	Nuapada	54	185.63	46	194.85	24	41.58	124	422.06
24	Dhenkanal	722	1368.24	310	646.34	98	509.43	1130	2524.01
25	Angul	220	591.62	112	527.14	27	199.23	359	1317.99
26	Keonjhar	312	1430.64	582	1969.49	68	968.89	962	4369.02
27	Koraput	461	1561.26	140	343.32	86	697.20	687	2601.78
28	Malakangiri	113	115.69	13	35.07	2	29.16	128	179.92
29	Nawarangpur	139	468.06	79	183.81	6	49.96	224	701.83
30	Rayagada	165	909.84	69	313.76	55	384.84	289	1608.44
	Total	15739	67768.04	9139	26040.66	3352	37908.30	28230	131717.00



**ANNEXURE- 5 : DISTRICTWISE ANALYSIS OF SANCTION,
DISBURSEMENT, RECOVERY AND OUTSTANDING AS ON 31.03. 2014**

(₹ lakh)

Sl. No.	Name of the District	DISBURSEMENT								
		SSI		Transport		Others		Total		Recovery Amount
		No	Amount	No	Amount	No	Amount	No	Amount	
1	Cuttack	1927	10613.68	1665	3810.81	564	6941.49	4156	21365.98	27808.26
2	Jagatsinghpur	1789	865.59	356	1543.02	101	837.91	2246	3246.52	3456.51
3	Jajpur	140	2652.76	402	1673.41	114	2990.92	656	7317.09	3600.00
4	Kendrapara	770	757.61	303	831.98	109	943.51	1182	2533.10	11971.73
5	Puri	659	1558.24	246	810.44	283	2693.01	1188	5061.69	9249.06
6	Khurda	1661	12328.76	744	1832.69	222	5025.17	2627	19186.62	31088.63
7	Nayagarh	1061	1506.22	169	485.37	36	178.29	1266	2169.88	1126.45
8	Ganjam	805	3363.90	648	1678.86	240	1589.82	1693	6632.58	7281.34
9	Gajapati	46	278.80	7	30.16	33	342.24	86	651.20	4093.86
10	Phulbani	160	569.85	206	506.48	149	542.73	515	1619.06	1479.23
11	Boudh	89	151.97	101	248.96	35	121.91	225	522.84	614.86
12	Sambalpur	282	2697.99	358	889.85	95	2074.89	735	5662.73	9178.06
13	Deogarh	43	188.32	22	87.64	15	11.43	80	287.39	3361.84
14	Bargarh	277	831.45	115	514.58	22	290.73	414	1636.76	1641.92
15	Jharsuguda	94	617.17	232	755.05	69	676.29	395	2048.51	2796.69
16	Sundargarh	966	8326.08	522	1636.31	336	4757.95	1824	14720.34	22998.93
17	Balasore	755	6333.95	457	1220.62	116	2450.23	1328	10004.80	15732.72
18	Bhadrak	179	1154.65	252	817.91	57	311.66	488	2284.22	1144.40
19	Mayurbhanj	837	2324.70	330	824.00	96	949.87	1263	4098.57	6116.25
20	Bolangir	613	2177.10	367	946.21	88	923.92	1068	4047.23	3621.24
21	Sonepur	87	41.26	55	19.26	7	5.00	149	65.52	2056.84
22	Kalahandi	308	1094.31	231	661.64	197	347.54	736	2103.49	2401.71
23	Nuapada	54	185.63	46	194.85	24	41.58	124	422.06	1435.86
24	Dhenkanal	722	1368.24	310	646.34	98	509.43	1130	2524.01	3723.80
25	Angul	220	591.12	112	527.14	27	199.23	359	1317.49	2942.63
26	Keonjhar	312	1430.64	582	1969.49	68	968.89	962	4369.02	6024.63
27	Koraput	460	1561.26	140	343.32	88	704.34	688	2608.92	3164.30
28	Malakangiri	113	115.69	13	35.07	2	29.16	128	179.92	1294.36
29	Nawarangpur	139	468.06	79	183.81	6	49.96	224	701.83	1507.71
30	Rayagada	164	909.84	69	313.76	54	373.38	287	1596.98	2304.19
	Total	15732	67064.84	9139	26039.03	3351	37882.48	28222	130986.35	195218.01*

* (I) Excludes personal loan to employees ₹13.15 lakh (II) Excludes interest on personal loan to employees ₹0.24 lakh (III) Interest accrued on standard loan ₹52.21 lakh (IV) (-) Unadjusted recovery ₹728.19 lakh (V) Excludes Head Office recovery of ₹912.09 lakh of earlier years



**ANNEXURE- 5 : DISTRICTWISE ANALYSIS OF LOANSSANCTION,
DISBURSEMENT, RECOVERY & OUTSTANDING AS ON 31.03. 2014**

(₹ lakh)

Sl. No.	Name of the District	OUTSTANDING (PRINCIPAL)							
		SSI		S.R.T.O		Others		Total	
		No	Amount	No	Amount	No	Amount	No	Amount
1	Cuttack	1216	3048.58	535	834.70	109	372.42	1860	4255.70
2	Jagatsinghpur	996	221.08	206	69.19	69	160.98	1271	451.25
3	Jajpur	142	596.58	119	402.11	120	494.16	381	1492.85
4	Kendrapara	327	78.94	172	280.34	67	101.25	566	460.53
5	Puri	47	130.42	60	88.65	272	236.87	379	455.94
6	Khurda	460	4584.12	119	291.65	86	573.27	665	5449.04
7	Nayagarh	275	707.19	72	18.20	14	52.10	361	777.49
8	Ganjam	202	1192.62	99	164.70	35	116.34	336	1473.66
9	Gajapati	8	432.34	3	26.71	4	61.66	15	520.71
10	Phulbani	24	279.62	65	137.31	9	44.19	98	461.12
11	Boudh	18	18.99	16	30.28	3	17.31	37	66.58
12	Sambalpur	86	659.53	43	79.83	24	7.40	153	746.76
13	Deogarh	6	178.79	8	41.82	5	2.05	19	222.66
14	Bargarh	32	259.07	12	35.17	3	3.20	47	297.44
15	Jharsuguda	21	100.61	4	40.79	2	0.89	27	142.29
16	Sundargarh	297	2171.75	65	134.37	8	144.28	370	2450.40
17	Balasore	261	2695.83	73	134.93	25	134.10	359	2964.86
18	Bhadrak	50	807.21	28	46.06	8	51.71	86	904.98
19	Mayurbhanj	122	648.72	43	51.77	6	17.70	171	718.19
20	Bolangir	221	615.28	47	69.85	49	49.31	317	734.44
21	Sonepur	42	10.05	10	12.89	2	0.70	54	23.64
22	Kalahandi	75	407.39	30	100.19	46	17.90	151	525.48
23	Nuapada	16	30.21	8	43.02	2	18.92	26	92.15
24	Dhenkanal	460	475.89	70	83.81	20	70.25	550	629.95
25	Angul	66	199.28	16	31.10	10	39.26	92	269.64
26	Keonjhar	20	133.78	66	117.58	17	92.76	103	344.12
27	Koraput	147	339.14	10	18.40	7	57.74	164	415.28
28	Malakangiri	18	21.14	1	3.72	1	3.58	20	28.44
29	Nawarangpur	28	93.37	3	7.17	2	5.00	33	105.54
30	Rayagada	34	105.60	4	8.65	2	46.69	40	160.94
	Total	5717	21243.12	2007	3404.96	1027	2993.99	8751	27642.07*

* Excludes personal loan of ₹16.42 lakh and difference between G.L. and S.L. ₹10.04 lakh

ANNEXURE-6 : BRANCH WISE COMPARATIVE POSITION OF SANCTION & DISBURSEMENT AS ON 31.03.2014

(₹ lakh)

SL. NO.	Name of the Branch	SANCTION Since Inception		DISBURSEMENT Since Inception	
		No.	Amt.	No.	Amt.
1	Balasore	3082	16457.97	3079	16387.59
2	Berhampur	2519	9680.09	2519	9425.68
3	Bhubaneswar	3895	21660.62	3893	21356.50
4	Bolangir	2077	6639.59	2077	6638.30
5	Cuttack	4156	21410.54	4156	21365.98
6	Dhenkanal	1489	3842.00	1489	3841.50
7	Jeypore	1328	5091.97	1327	5087.65
8	Keonjhar	962	4369.02	962	4369.02
9	Paradeep	4084	13098.69	4084	13096.71
10	Puri	1188	5061.69	1188	5061.69
11	Rourkela	2220	16807.94	2219	16768.85
12	Sambalpur	1230	7596.88	1229	7586.88
	G.Total:	28230	131717.00	28222	130986.35





ANNEXURE - 7 :INDUSTRY -WISE CLASSIFICATION OF LOAN SANCTION, DISBURSEMENT & OUTSTANDING AS ON 31.03.2014

(₹ lakh)

TYPE OF INDUSTRIES	SANCTION						DISBURSEMENT						Outstanding (Prin.)					
	Since Inception			Total			Since inception			Total			SSI			Total		
	SSI		Amt.	No.		Amt.	SSI		Amt.	No.		Amt.	SSI		Amt.	No.		Amt.
	No.	Amt.	No.	Amt.	No.	Amt.	No.	Amt.	No.	Amt.	No.	Amt.	No.	Amt.	No.	Amt.	No.	Amt.
Food Manufacturing																		
a) Sugar	12	81.06	14	110.55	12	81.01	14	110.33	10	7.21	15	9.75						
b) Others	2955	14845.22	3197	14970.60	2955	14837.06	3198	14964.06	601	2627.32	683	2762.66						
Textiles																		
a) Cotton	3927	1963.51	4659	1902.43	3927	1962.33	4659	1902.43	670	906.20	828	1035.67						
b) Jute	11	302.25	36	537.92	11	302.06	36	537.92	10	198.37	16	227.31						
c) Others	54	707.54	67	699.80	54	707.11	67	699.80	99	236.80	191	391.94						
Paper & Paper Products	195	1626.10	252	2201.10	195	1625.12	252	2201.10	64	761.21	89	971.22						
Manufacture of Rubber Products	154	1467.65	198	1572.63	154	1466.76	198	1571.68	29	283.63	39	459.25						
Basic Industrial Chemicals	105	1362.69	113	1525.66	105	1361.87	113	1525.66	6	163.22	9	167.12						
Other Than Fertilisers																		
Fertilisers	5	185.79	8	296.02	5	185.79	8	296.02	3	29.48	4	44.37						
Other Chemicals & Chemical Products	535	5921.53	584	7198.44	535	5888.06	583	7048.44	98	1918.23	186	1982.96						
Cement	26	1463.47	56	1632.18	26	1462.59	56	1632.18	18	509.35	29	772.94						
Basic Metal Industries																		
a) Iron & Steel	178	3649.44	218	3579.70	178	3647.25	218	3579.70	67	958.07	95	1136.73						
b) Non-Ferrous	134	3003.00	194	1605.78	134	3001.19	194	1605.78	41	464.90	46	405.38						



TYPE OF INDUSTRY	SANCTION						DISBURSEMENT					
	Since Inception			Total			Since inception			Total		
	SSI		Amt.	SSI		Amt.	SSI		Amt.	SSI		Amt.
	No.	Amt.	No.	Amt.	No.	Amt.	No.	Amt.	No.	Amt.	No.	Amt.
Metal Products Except Machinery & Transport Equipment	744	2660.20	763	3531.62	744	2655.05	763	3526.80	112	688.15	185	998.27
Manufacture of Machinery Except Electrical Machinery	252	1043.48	321	1260.79	252	1042.85	321	1260.03	8	75.67	11	106.12
Manufacture of Transport Equipment	170	507.74	212	776.42	170	507.43	212	775.95	4	91.03	5	92.37
Services Sector												
a) Hotel			755	9342.30			753	9282.29			80	843.22
b) SRTOs			9139	26040.66			9139	26039.03			2007	3404.96
c) Others			658	4344.35			659	4366.24			947	2150.77
Other Industries	6282	26977.37	6786	48588.05	6275	26331.31	6779	48060.91	3877	11324.28	3286	9679.06
TOTAL	15739	67768.04	28230	131717.00	15732	67064.84	28222	130986.35	5717	21243.12	8751	27642.07*

* Excludes personal loan of ₹ 16.42 lakh and difference between G.L. and S.L. ₹ 10.04 lakh.



**ANNEXURE - 8 : CONSTITUTION WISE DISTRIBUTION OF TERM LOANS
AS ON 31.03.2014**

(₹ lakh)

CONSTITUTION	SANCTION Since Inception		DISBURSEMENT Since Inception	
	No.	Amt.	No.	Amt.
Public Limited Companies	140 (46)	7347.04 (2292.49)	140 (46)	7347.04 (2292.49)
Private Limited Companies	1467 (809)	50738.03 (30150.61)	1463 (807)	50093.50 (29580.63)
Co-operatives	101 (72)	705.92 (368.42)	101 (72)	705.92 (368.42)
Partnership	1564 (959)	16188.12 (7130.37)	1562 (957)	16171.70 (7084.27)
Proprietorship	24821 (13828)	54378.25 (27558.69)	24818 (13825)	54308.35 (27471.57)
Hindu Undivided Family	5 (1)	49.67 (0.51)	5 (1)	49.67 (0.51)
Others	132 (24)	2309.97 (266.95)	133 (24)	2310.17 (266.95)
TOTAL	28230 (15739)	131717.00 (67768.04)	28222 (15732)	130986.35 (67064.84)

Figures in Bracket indicates information relating to SSI units.

ANNXURE - 9 : BRANCH-WISE RECOVERY, OUTSTANDING & DEFAULT AS ON 31.03.2014

(₹ lakh)

Sl. No.	Name of the Branch	RECOVERY DURING -2013 -14				PRIN.O/S AS ON 31.03.14			DEFAULT AS ON 31.03.14		
		Principal	Interest	Others	Total	No.	Amount	Principal	Interest	Total	
1	Balasore	92.72	47.71	9.49	149.92	616	4588.03	4108.36	43910.44	48018.80	
2	Berhampur	40.19	58.40	0.74	99.33	486	2522.07	2270.18	21856.32	24126.50	
3	Bhubaneswar	64.82	28.53	4.43	97.78	1026	6226.53	5694.11	72847.12	78541.23	
4	Bolangir	-26.53	3.93	0.79	-21.81	548	1375.71	1337.37	10908.52	12245.89	
5	Cuttack	78.67	221.20	10.43	310.30	1860	4255.70	4036.49	41002.61	45039.10	
6	Dhenkanal	30.83	10.78	8.33	49.94	642	899.59	810.94	5760.23	6571.17	
7	Jeypore	57.47	15.19	0.21	72.87	257	710.20	582.47	7145.30	7727.77	
8	Keonjhar	3.21	2.34	4.19	9.74	103	344.12	334.39	2817.57	3151.96	
9	Paradeep	40.35	22.15	5.17	67.67	2218	2404.63	2269.10	18559.58	20828.68	
10	Puri	13.97	14.89	1.48	30.34	379	455.94	426.11	4006.78	4432.89	
11	Rourkela	95.17	59.51	17.47	172.15	370	2450.40	2097.40	27152.40	29249.80	
12	Sambalpur	55.50	20.42	2.39	78.31	246	1409.15	1280.01	24355.82	25635.83	
	Grand Total	546.37	505.05	65.12	1116.54*	8751	27642.07**	25246.93	280322.69	305569.62	

* Excludes H.O.Recovery of ₹ 22.28 lakh.

** Excludes personal loan of ₹ 16.42 lakh and different between G.L. & S.L. ₹ 10.04 lakh.





ANNEXURE - 10 : SOURCES AND USES OF FUNDS DURING LAST 3 YEARS

(₹ lakh)

Sl.No.	SOURCES	2011-12	2012-13	2013-14
1	Opening Cash and Bank Balance	2364.45	2546.66	2397.77
2	Increase in Paid up Capital (Pending allotment)	-	-	-
3	Borrowing from	-	-	-
	i) a. IDBI	-	-	-
	b. SIDBI	-	-	-
	ii) RBI	-	-	-
	iii) IRBI	-	-	-
	iv) IDBI (Seed Loan)	-	-	-
	v) State Govt.Int.Free Loan	-	-	-
	vi) State Govt.Int.Bearing Loan	-	-	-
	vii) Other Short Term Borrowing	-	-	-
4	Bonds	-	-	-
5	Deposits	-	-	-
6	Subsidy and Other Incentives Received.	96.91	-	-
	i) CIS (Small Scale)	-	54.00	45.00
	ii) CIS (MEDIUM AND LARGE)	-	-	-
	iii) CIS (Interest Subsidy)	-	-	-
	iv) Seed Loan(State Govt.)	-	-	-
	v) Margin Money Assistance	-	-	-
	vi) Agency fund from SIDBI	-	-	-
7	Repayment by Borrowers	-	-	-
	i) Principal	2190.73	659.26	546.37
	ii) Interest	1450.58	1257.49	504.24
	iii) Interest accrued on standard loan	-	-	-
	iv) Other Receipt from Borrowers	14.18	17.57	65.12
	v) Seed Loan - Principal	-	-	-
	vi) Agency Loan	-	-	0.82
	vii) Agency Interest /Service Charges	-	-	-
	viii) Other Income	-	-	-
8	Other cash inflow	79.50	258.88	166.70
9(a)	Other Receipts	210.28	356.62	305.72
(b)	Prior period adjustment	-	-	-
	TOTAL	6406.63	5150.48	4031.74



ANNEXURE - 10 : SOURCES AND USES OF FUNDS DURING LAST 3 YEARS

(₹ lakh)

Sl.No	USES	2011-12	2012-13	2013-14
1	Disbursement of			
	i) Term Loan	83.55	205.82	113.38
	ii) Soft Loan	-	-	-
	iii) Seed Loan(State Govt.)	-	-	-
	iv) Seed Capital(IDBI)	-	-	-
	v) CIS Medium & large	3.00	-	-
	vi) CIS (SSI Sector)	11.51	10.73	-
	vii) Interest Subsidy	71.57	3.10	4.07
	viii) MUN	-	-	-
	ix) Loan in Lieu of Subsidy	-	-	-
	x) N.E.F.	-	-	-
	xi) Factoring Service	-	-	-
	xii) Hire Purchase Loan	-	-	-
	xiii) Margin Money Amt.	-	-	-
2	Repayment of Loan to	-	-	-
	i) (a).IDBI	-	-	-
	(b).SIDBI paid under OTS	750.00	1000.00	800.00
	ii) 0% Funded loan to SIDBI	372.00	-	-
	iii) RBI	-	-	-
	iv) Seed Loan (State Govt.)	-	-	-
	v) State Govt	-	-	-
	vi) Other Short Term Borrowing	-	-	-
	vii) NEF repayment to SIDBI including Serv. Charge	48.08	-	49.90
3	Repayment of Bonds	-	-	-
4	Redemption of deposit	-	-	-
5	i) Interest Dividend & other Charges Paid	558.87	-	15.45
	ii) Interest Tax	-	-	-
	iii) Administrative Expenses	1538.98	1420.60	1198.03
	iv) Others	8.31	12.34	
6	Other cash outflow	414.10	100.12	167.38
7	Conversion of loan against Share Capital & Guarrantee Dividend	-	-	-
8	Closing Cash Balance	2546.66	2397.77	1683.53
	TOTAL	6406.63	5150.48	4031.74



ANNEXURE - 11 : SUMMARY OF PROFIT & LOSS ACCOUNT FOR THE LAST FIVE YEARS

(₹ lakh)

Sl.No.	Particulars	2009-10	2010-11	2011-12	2012-13	2013-14
1	Interest Earned	2109.59	1539.98	1438.19	1145.39	1354.31
2	Other Income	237.46	244.71	210.28	356.62	305.72
3	Provision Add Back	-	762.77	954.85	-	-
4	Interest waived and expenditure written back.	-	-	-	261.01	83.94
	Total Income	2347.05	2547.46	2603.32	1763.02	1743.97
5	Interest paid	1078.59	965.42	866.87	0.00	14.60
6	Other Financial Expenses	2.51	9.69	8.31	12.34	0.85
7	Establishment Expenses Including P.F.contribution gratuity, Medical & Interest on P.F. Incentives Allowance to Staff, Pension & Leave Salary Contribution & others.	878.17	1458.58	1579.49	1452.05	1225.49
8	Other Expenses Including Bad Debts Written Off & Provisioning	-	-	0.03	0.16	0.00
	Total Expenditure	4306.32	2433.69	5058.02	1464.55	1240.94
9	Gross Profit	387.78	113.77	148.62	298.47	503.03
10	Provision for Taxation	-	-	-	-	-
11	Net Prior period Adjustment	-	52.68	96.05	9.31	44.07
12	Less provision for NPA & standared assets	-	-	-	229.35	407.78
13	Net Profit	-	61.09	52.57	59.81	51.18
14	Appropriation Income	-	-	-	-	-
15	Less prior period expenditue adjustment over income	207.76	-	-	-	-
16	Net Effect	180.02	61.09	52.57	59.81	51.18
17	Transfer to Reserve	36.00	12.22	10.51	11.96	10.23

Figures of F.Y. 2012-13 regrouped / rearranged / reclassified

ANNEXURE- 12 : STATEMENT SHOWING THE NUMBER OF SCHEDULED CASTE AND SCHEDULED TRIBE EMPLOYEES OF THE CORPRATION

Sl. No.	Category of Posts	Employees As On 31.03.2013					Employees retired/dismitted/resigned / VRS/VSS in 2013-14					Employees As On 31.03.2014				
		Total	SCs	STs	% of Total		Total	SC	ST	% of Total		Total	SC	ST	% of Total	
					SCs	STs				SC	ST				SC	ST
1.	CLASS A - Officers	76	1	0	1.31	0	1	-	7.14	-	62	0	0	0	0	
2.	CLASS B - Assistants & Clerical Staff	132	1	1	0.75	0.75	-	-	-	-	118	1	1	0.85	0.85	
3.	CLASS C - Other Subordinate Staff	34	2	2	5.88	5.88	-	-	-	-	29	2	2	6.90	6.90	
4.	Consolidated	1	-	-	-	-	-	-	-	-	1	-	-	-	-	
	TOTAL	243	4	3	1.65	1.23	1	0	3.03	-	210	3	3	1.43	1.43	

ANNEXURE- 13 : STATEMENT INDICATING THE POSITION OF UNDERWRITING BY THE CORPORATION AS ON 31.03.2014

Sl.No.	Name of the Company	No. of Share Held		Value			Outstanding	
		Ordinary Share	Preference Share	Nominal Per Share (₹)	Share Held (₹ lakh)	Paid up Value Per Share (₹)	Total (₹ lakh)	
1	Bhaskar Textiles Mills Ltd.	-	400	100.00	0.40	100.00	0.40	
2	ORITCO(Equity Shares)	87	-	1000.00	0.87	1000.00	0.87	
	TOTAL	87	400	-	1.27	-	1.27	





ANNEXURE - 14 : PERFORMANCE OF THE CORPORATION DURING LAST 15 YEARS

(₹ crore)

Year	Gross sanction during the year		Cumulative sanction (effective)		Disbursement during the year		Cumulative disbursement		Outstanding at the end of each year		Recovery during the year		
	No.	Amt.	No.	Amt.	No.	Amt.	No.	Amt.	No.	Amt.	Prin. Amt.	Int. Amt.	Total Amt.
1999-2000	1154	131.12	44493	1196.46	707	82.91	25731	1053.19	17017	539.17	58.80	42.61	101.41
2000-2001	1227	131.41	45613	1316.16	996	115.00	26742	1168.19	17605	611.78	42.39	56.24	98.63
2001-2002	1021	122.31	46600	1426.20	1000	95.19	27727	1263.38	19371	631.71	62.55	68.26	130.81
2002-2003	180	15.25	46742	1430.97	345	29.06	28072	1292.45	19633	616.86	41.08	50.96	92.04
2003-2004	83	10.86	46802	1431.46	68	10.47	28140	1302.91	15302	585.79	41.76	35.26	77.02
2004-2005	44	2.85	28219	1305.33	67	2.09	28207	1305.00	15038	552.97	45.41	27.65	73.06
2005-2006	0	0	28207	1305.33	0	0.11	28207	1305.12	13266	511.52	45.52	23.86	106.75
2006-2007	0	0	28207	1305.33	0	0	28207	1305.12	12595	477.08	48.24	27.91	76.15
2007-2008	0	0	28207	1305.33	0	0	28207	1305.12	11918	434.54	29.90	17.08	64.78
2008-2009	0	0	28207	1305.33	0	0	28207	1305.12	11386	403.70	27.33	19.24	46.57
2009-2010	2	0.93	28209	1306.26	0	0	28207	1305.12	10507	370.71	19.05	21.10	40.15
2010-2011	6	3.94	28215	1310.20	3	0.71	28210	1305.84	9885	325.38	24.35	17.68	42.03
2011-2012	8	4.11	28223	1314.31	4	0.84	28214	1306.68	9332	301.11	21.74	14.64	36.38
2012-2013	6	2.65	28229	1316.97	6	2.06	28220	1308.73	8915	287.53	6.77	12.57	19.34
2013-2014	1	0.20	28230	1317.17	2	1.13	28222	1309.86	8751	276.42	5.67	5.72	11.39



ANNEXURE - 15: DISTRICT WISE SANCTION & DISBURSEMENT OF CAPITAL INVESTMENT SUBSIDY (SSI SECTOR, M/L SECTOR & INTEREST SUBSIDY DURING THE FY 2013-14)
(₹ Lakh)

Sl.No	District	C.I.S. (SSI Sector)				C.I.S. (M/L. Sector)				Int.Subsidy (SEP'03)			
		Sanction		Disburs.		Sanction		Disburs.		Sanction		Disburs.	
		No.	Amt.	No.	Amt.	No.	Amt.	No.	Amt.	No.	Amt.	No.	Amt.
1	Cuttack	8	30.71	-	-	-	-	-	-	-	-	2	0.90
2	Jagatsinghpur	-	-	-	-	-	-	-	-	-	-	-	-
3	Jajpur	1	0.81	-	-	-	-	-	-	-	-	-	-
4	Kendrapara	-	-	-	-	-	-	-	-	-	-	-	-
5	Puri	-	-	-	-	-	-	-	-	-	-	-	-
6	Khurda	1	2.67	-	-	-	-	-	-	-	-	2	1.05
7	Nayagarh	-	-	-	-	-	-	-	-	-	-	-	-
8	Ganjam	-	-	-	-	-	-	-	-	-	-	-	-
9	Gajapati	-	-	-	-	-	-	-	-	-	-	-	-
10	Phulbani	-	-	-	-	-	-	-	-	-	-	-	-
11	Boudh	-	-	-	-	-	-	-	-	-	-	-	-
12	Sambalpur	-	-	-	-	-	-	-	-	-	-	-	-
13	Deogarh	-	-	-	-	-	-	-	-	-	-	-	-
14	Bargarh	-	-	-	-	-	-	-	-	-	-	-	-
15	Jharsuguda	-	-	-	-	-	-	-	-	-	-	-	-
16	Sundargarh	-	-	-	-	-	-	-	-	-	-	-	-
17	Balasore	-	-	-	-	-	-	-	-	-	-	1	0.72
18	Bhadrak	-	-	-	-	-	-	-	-	-	-	-	-
19	Mayurbhanja	-	-	-	-	-	-	-	-	-	-	2	0.40
20	Bolangir	-	-	-	-	-	-	-	-	-	-	1	1.00
21	Sonepur	-	-	-	-	-	-	-	-	-	-	-	-
22	Kalahandi	-	-	-	-	-	-	-	-	-	-	-	-
23	Nuapada	-	-	-	-	-	-	-	-	-	-	-	-
24	Dhenkanal	-	-	-	-	-	-	-	-	-	-	-	-
25	Angul	-	-	-	-	-	-	-	-	-	-	-	-
26	Keonjhar	-	-	-	-	-	-	-	-	-	-	-	-
27	Koraput	-	-	-	-	-	-	-	-	-	-	-	-
28	Malkanagiri	-	-	-	-	-	-	-	-	-	-	-	-
29	Nawarangpur	-	-	-	-	-	-	-	-	-	-	-	-
30	Rayagada	-	-	-	-	-	-	-	-	-	-	-	-
	TOTAL	10	34.19	-	-	-	-	-	-	-	-	8	4.07

ANNEXURE - 16 : POSITION OF SHARE CAPITAL

(₹ Lakh)

Year	STATE GOVT.										SIDBI				IDBI	Others	Total share capital (7+12+13+14)
	Authorised share capital at the end of the year	At the beginning of the year	During the year received	By way of conversion of loan / Refund	Sub Total (4 + 5)	Total share capital (3+6)	At the beginning of the year	During the year received	By way of conversion of loan	Total (9+10)	Total share capital (8+11)	(13)	(14)	(15)			
(1)	(2)	(3)	(4)	(5)	(6)	(7)	(8)	(9)	(10)	(11)	(12)	(13)	(14)	(15)			
1988-89	8000.00	1602.08	550.00	35.00	585.00	2187.08	1477.07	675.00	35.00	710.00	2187.07		15.875	4390.00			
1989-90	-	2187.08	600.00	35.00	635.00	2822.08	2187.07	-	35.00	35.00	2222.07		15.875	5060.00			
1990-91	10000.00	2822.08	635.00	32.94	667.94	3490.02	2222.07	635.00	32.94	667.94	2890.01		15.875	6395.88			
1991-92	10000.00	3490.02	500.00	124.50	624.50	4114.52	2890.01	373.33	124.50	497.83	3387.84		15.875	7518.21			
1992-93	10000.00	4114.52	-	124.50	124.50	4239.02	3387.84	310.00	124.50	127.60	3515.435		15.875	7770.31			
1993-94	10000.00	4239.02	-	124.50	124.50	4363.52	3515.44	-	124.50	124.50	3639.935		15.875	8019.31			
1994-95	10000.00	4363.52	240.00	124.50	364.50	4728.02	3639.94	-	124.50	124.50	3764.435		15.875	8508.31			
1995-96	10000.00	4728.02	-	124.50	124.50	4852.52	3764.44	-	124.50	124.50	3888.935		15.875	8757.31			
1996-97	10000.00	4852.495	-	-	-	4852.495	3888.94	-	-	-	3888.935		15.875	8757.31			
1997-98	10000.00	4852.495	-	-	-	4852.495	3888.94	-	-	-	3888.935		15.875	8757.31			
1998-99	10000.00	4852.495	-	-	-	4852.495	3888.94	-	-	-	3888.935		15.875	8757.31			
1999-2000	10000.00	4852.495	-	-	-	4852.495	3888.94	-	-	-	3888.935		15.875	8757.31			
2000-2001	10000.00	4852.495	-	-	-	4852.495	3888.94	-	-	-	3888.935		15.875	8757.31			
2001-2002	10000.00	4852.495	-	-	-	4852.495	3888.94	-	-	-	3888.935		15.875	8757.31			
2002-2003	10000.00	4852.495	-	-	-	4852.495	3888.94	-	-	-	3888.935		15.875	8757.31			
2003-2004	10000.00	4852.495	-	-	-	4852.495	3888.94	-	-	-	3888.935		15.875	8757.31			
2004-2005	10000.00	4852.495	-	-	-	4852.495	3888.94	-	-	-	3888.935		15.875	8757.31			
2005-2006	10000.00	4852.495	-	-	-	4852.495	3888.94	-	-	-	3888.935		15.875	8757.31			
2006-2007	10000.00	4852.495	-	-	-	4852.495	3888.94	-	-	-	3888.935		15.875	8757.31			
2007-2008	10000.00	4852.495	-	27104.249	27104.249	31956.744	3888.94	-	-	-	3888.935		15.875	35861.55			
2008-2009	50000.00	31956.744	-	2316.25	2316.25	34272.994	3888.94	-	-	-	3888.935		15.875	38177.80			
2009-2010	50000.00	34272.994	-	-	-	34272.994	3888.94	-	-	-	3888.935		15.875	38177.80			
2010-2011	50000.00	34272.994	-	-	-	34272.994	3888.94	-	2083.144	2083.144	5972.084	1273.899	15.875	41534.852			
2011-2012	50000.00	34272.994	-	-	-	34272.994	5972.084	-	-	-	5972.084	1273.899	15.875	41534.852			
2012-2013	50000.00	34272.994	-	-	-	34272.994	5972.084	-	-	-	5972.084	1273.899	15.875	41534.852			
2013-2014	50000.00	34272.994	-	(-0.999)	(-0.999)	34271.995	5972.084	-	-	-	5972.084	1273.899	15.875	41533.853			
As on 31.03.2014	500000.00					34271.995					5972.084	1273.899	15.875	41533.853			

Share deposit pending allotment -State Government ₹ 0.50 lakh, SIDBI ₹ 2083.149 lakh, IDBI ₹ 1273.899 lakh.





(₹ lakh)

ANNEXURE - 17 : POSITION OF LOAN IN LIEU OF SHARE CAPITAL

Year	STATE GOVT.						SIDBI					
	At the Beginning of the year.	(2)	(3)	Total	Converted to Share Capital	Balance Outstanding	At the Beginning of the Year	(7)	(8)	Total	Converted to Share Capital	Balance Outstanding
1989-90	1312.94	-	1312.94	35.00	1277.94	1312.94	1312.94	-	1312.94	35.00	1277.94	2555.88
1990-91	1277.94	-	1277.94	32.94	1245.00	1277.94	1277.94	-	1277.94	32.94	1245.00	2490.00
1991-92	1245.00	-	1245.00	124.50	1120.50	1245.00	1245.00	-	1245.00	124.50	1120.50	2241.00
1992-93	1120.50	-	1120.50	124.50	996.00	1120.50	1120.50	-	1120.50	124.50	996.00	1992.00
1993-94	996.00	-	996.00	124.50	871.50	996.00	996.00	-	996.00	124.50	871.50	1743.00
1994-95	871.50	-	871.50	124.50	747.00	871.50	871.50	-	871.50	124.50	747.00	1494.00
1995-96	747.00	-	747.00	124.50	622.50	747.00	747.00	-	747.00	124.50	622.50	1245.00
1996-97	622.50	-	622.50	-	622.50	622.50	622.50	-	622.50	-	622.50	1245.00
1997-98	622.50	-	622.50	-	622.50	622.50	622.50	-	622.50	-	622.50	1245.00
1998-99	622.50	-	622.50	-	622.50	622.50	622.50	-	622.50	-	622.50	1245.00
1999-2000	622.50	-	622.50	-	622.50	622.50	622.50	-	622.50	-	622.50	1245.00
2000-2001	622.50	-	622.50	-	622.50	622.50	622.50	-	622.50	-	622.50	1245.00
2001-2002	622.50	-	622.50	-	622.50	622.50	622.50	-	622.50	-	622.50	1245.00
2002-2003	622.50	-	622.50	-	622.50	622.50	622.50	-	622.50	-	622.50	1245.00
2003-2004	622.50	-	622.50	-	622.50	622.50	622.50	-	622.50	-	622.50	1245.00
2004-2005	622.50	-	622.50	-	622.50	622.50	622.50	-	622.50	-	622.50	1245.00
2005-2006	622.50	-	622.50	-	622.50	622.50	622.50	-	622.50	-	622.50	1245.00
2006-2007	622.50	24608.00	25230.50	-	25230.50	622.50	622.50	-	622.50	-	622.50	25853.00
2007-2008	622.50	1873.74	27104.24	27104.24	-	622.50	622.50	-	622.50	-	622.50	622.50
2008-2009	-	2316.25	29420.50	29420.50	-	622.50	622.50	-	622.50	-	622.50	622.50
2009-2010	-	-	29420.50	29420.50	-	622.50	622.50	-	622.50	-	622.50	622.50
2010-2011	-	-	-	-	-	622.50	622.50	-	622.50	622.50	-	-
2011-2012	-	-	-	-	-	622.50	622.50	-	622.50	622.50	-	-
2012-2013												
2013-2014												



CONNECTIVITY CHART

HEAD OFFICE		
1	EPABX	91-0671-2443072/ 2446996/ 2443337
2	FAX	91-0671-2443644/ 2444193
3	ADDRESS	Odisha State Financial Corporation, OMP Square, Cuttack-753003
4	Website	www.osfcindia.com
5	Email	osfcho@osfcindia.com

CHAIRMAN & MANAGING DIRECTOR				
Sl. No	Name	Telephone Numbers		
		Office	Residence	Fax
1.	Shri Panchanan Dash, ISS Secretary, MSME Department & Chairman, OSFC	MSME-0674-2391384 OSFC-0671-2443629	0674-2532580	0674-2394051
2.	Shri Nityananda Palai, IAS Managing Director, OSFC	0671-2443659 Mobile - 9937655726, Email - mdosfc@osfcindia.com	0674-2554355	0671-2443644

DEPARTMENTS OF HEAD OFFICE		
Sl No	Name of the Department	Telephone Number
1	Human Resource Department	0671-2443590
2	Finance & Accounts Department	0671-2440223
3	Recovery Department	0671-2442748
4	Credit Department	0671-2440060
5	Legal Department	0671-2443325
6	Computer Services Department	0671-2440643
7	Planning & MIS Department	0671-2443613
8	Administration & Premises Department	0671-2441223
9	Internal Audit Department	0671-2443072
10	Board Division / Internal Vigilance	0671-2443072



BRANCH OFFICES

SL.	BRANCH	ADDRESS	PHONE	FAX	EMAIL
1	Balasore	Padhuanpada, Proof Road, Balasore, PIN:756001	06782-262457	06782-262457	bls@osfcindia.com
2	Berhampur	Station Road, Hill Patna, Berhampur, Pin:750005	0680-2233501	0680-2233501	bam@osfcindia.com
3	Bhubaneswar	Indradhanu Market Complex, Nayapalli, Bhubaneswar, PIN:751015	0674-2555852	0674-2555852	bbsr@osfcindia.com
4	Cuttack	I/E, Madhupatna, Cuttack, PIN:753010	0671-2342035		ctc@osfcindia.com
5	Dhenkanal	Durga Bazar, Dhenkanal, PIN:759001	06762-224627	06762-224627	dkl@osfcindia.com
6	Jeypore	Main Road, Jeypore Pin:764001	06854-233049	06854-233049	jpr@osfcindia.com
7	Paradeep	I/E, Madhupatna, Cuttack, PIN:753010	0671-2344107		pdp@osfcindia.com
8	Puri	Mochi Sahi, Near Head Post Office, Puri, PIN:752002	06752-223442	06752-223442	puri@osfcindia.com
9	Rourkela	New Civil Township, Rourkela, PIN:769004	0661-2400720	0661-2400720	rkl@osfcindia.com
10	Sambalpur	Bareipalli, N.H-6, Sambalpur, PIN:768001	0663-2115185	0663-2115185	sbp@osfcindia.com

FACILITATION-CUM-RECOVERY CENTER (FRC)

SI No	Name of the FRC	Address
1	Angul	Sikhayak Pada, Angul, PIN:759122
2	Bhadrak	Charmpa, Bhadrak, PIN:7516101
3	Bhawanipatna	Manikeswari Chhak, Bhawanipatna, Kalahandi, PIN:766001
4	Bolangir	Palace line, Bolangir:767001
5	Chandikhol	Sunguda, Chandikhol, Jajpur, PIN:754024
6	Khurda	Industrial Estate, Khurda, PIN:752055
7	Paradeep	Atharabanki,Paradeep, Dist-Jagatsinghpur
8	Phulbani	Industral Estate, Phulbani, PIN:762001